



25th

Anniversary Celebration

Cooperstown, New York April 21-23, 2017

COMMEMORATIVE PROGRAM
COVERING THE 1979 SEASON
AND ALL 25 YEARS OF SPB AND SPB I



Seasons Past Baseball



TABLE OF CONTENTS

FIRST BASE: ARTICLES AND REMINISCENCE

A MESSAGE FROM THE WEBMASTER

DR. DIAMOND REFLECTS ON 25 YEARS OF SPB

FROM THE SPB GRAND-COMMISSIONER

FROM THE SPB-60 COMMISSIONER

SECOND BASE: 1979 SEASON BRIEF RECAP

MONTH BY MONTH STANDINGS

COMPARISON OF LEAGUE LEADERS

STATS DMB MISSED

1979 HITTING/PITCHING BREAKDOWN

1979 AWARDS BANQUET

THIRD BASE: SPB-1 SPECIFIC ITEMS

ACCUMULATED STATS

HISTORY OF #1 OVERALL DRAFT PICKS

HISTORY OF 1ST ROUND PICKS BY FRANCHISE

SPB-1 OVERALL MANAGERIAL RECORDS

SPB-1 TRADE COUNT BY MANAGER

WORLD SERIES RESULTS BY YEAR

FRANCHISE TIMELINE

HOME PLATE: SPB ITEMS

SPB HISTORY TIMELINE

LISTING OF ALL KNOWN SPB MANAGERS

IN MEMORIUM....THOSE WE HAVE LOST

WEBSITE THROUGH THE YEARS

BACK TO THE FUTURE... 1992|



25TH ANNIVERSARY PROGRAM

When Jim Wheeler and I first came up with the concept of Seasons Past Baseball, we did not imagine in our wildest dreams that it would blossom and thrive into what I think is one of Diamond Mind Baseball's premier organizations. It could not have been done without the help of many people, and the play of every manager involved.

As you will see in this program, we have survived many ups and downs, from great drafts to the passing of many dear friends. Many hours of selfless effort and enjoyment go into this thing we call a hobby, but to some it is a labor of love....maybe even an obsession.

Over the years we have graduated from snail mail, floppy disks and long distance telephone calls to emails and live net play. What was once all paper has become a digital conglomeration. And through it all, the things that remain constant are the games that are played and the friendship and fellowship that has been forged from a common element.

This program will be a combination of items from SPB-1 and all of SPB, as we celebrate our 25th year of existence. I am glad that I am a bit of a pack rat, as many little tidbits were not possible to find if I were not a "digital hoarder." This will also include some information that was common in some of the older yearbooks that were put together for the 1950's seasons.

A big thanks again to everyone for their contributions through the years no matter how large or how small, and to everyone for keeping this organization humming through the years. I hope to be alive for the 50th Anniversary, as we will find a common nursing home to hold it from!

Enjoy!

Doctor Diamond Reflects on a Quarter Century of SPB



When I rolled out of bed one spring morning, yawned, and reached for a cup of black coffee, I realized that more than twenty-five years have passed since *Seasons Past Baseball* was born. Now I don't know about you, but for me, Doctor Diamond, twenty-five years is a long time. Back in the halcyon days of baseball leagues, my hair was mostly brown, my hearing was pretty good, and I could read the fine print in the *Macmillan Baseball Encyclopedia*. I could do a lot of other things in those days, for a whole lot longer, if you catch my drift. Of course, I mean the long hours we had all spent, drafting what cigar-chewing Lou Ross called "dead ball players."

For the last few years, I have been retired, sitting on the porch and drinking bourbon. Two fingers of good Kentucky bourbon on the rocks makes for a fine summer's day. On one of those lazy, hazy, crazy days, John Turnbull caught me napping in the shade and asked me to write a retrospective on *Seasons Past Baseball*. After a few thoughtful sips of bourbon, I agreed.

Given this gentle nudge, my memories wander back to a handful of first-generation *SPB* managers, gathered in an upstairs retreat so cluttered with baseball cards, sports memorabilia, reference books, and board games that it could have filled the Old Doctor's two-car garage to overflowing. I remember

John Turnbull, sitting amid salt-and-pepper Peter Pans and stumbling over the names of obscure ball players to keep phone-in managers informed about draft picks. I remember Jim Wheeler, smiling mischievously as he stomped on a hotel front desk bell to signal that a selection in the draft was due. I remember Tom Falduto, beaming like a choir boy to celebrate his acquisition of Ted "Big Klu" Kluszewski in a draft-day trade. I remember a handful of managers, laying the foundation for a family of leagues that have not only survived, but flourished in the ensuing quarter century. By the way, the Old Doctor can't pronounce *Baczewski*, *Keriazakos*, *Mrozinski*, or *Schypinski* either.

One of the challenges of a seasonal draft is getting the right players. Now that sounds easy, but as Sportin' Life reminds us, "It ain't necessarily so." Not even in the summertime. Drafting in the early days of *Seasons Past Baseball*, all of us wondered what to do with a player like Harmon Killebrew or Sandy Koufax. If we drafted either player in 1955, we would have to carry him on our roster for a lot of unproductive seasons before we reaped the benefits of his Hall of Fame career. It took a leap of faith into the future for one of us to draft a fledgling youngster, something that was a lot easier twenty-five years ago than it is today. These days, the Old Doctor just hopes that his name is not called tomorrow in the *Final Destination* draft.

Therefore, it is youth that should speak to this drafting dilemma. On that long ago summer's day, it was. After Andy Langert had drafted Sandy Koufax and had been given a few raspberries, even from the Old Doctor, his son piped up, "Just wait until Koufax starts striking you out!" Sure, kid. By that time, you'll be out of college. Still, you've got to appreciate a boy who defends his dad from a roomful of middle-aged men drinking iced tea. For the record,

Andy Langert won the very first *SPB* championship.

Over the years, advances in personal computers have made our early efforts at running a league seem quaint, kind of like the vinyl albums the Old Doctor once played on his turntable. But, just as these museum pieces are enjoying new life in the twenty-first century, *Seasons Past Baseball* “keeps on truckin’,” even as its cast of managers changes and evolves. *SPB* has created an alternate baseball reality, a desk top *mythos* complete with all-time leaders, memorable games, and the kind of camaraderie that hobbyists forge after years of shared experiences, real or virtual.

In the *Seasons Past* universe, Tom Seaver is terrific with a career earned run average of 2.50. Gaylord Perry will be as hard to catch as a greased pig with 389 career wins. Catfish Hunter can hang them up with an imposing 235-121 record and the highest winning percentage of all time (.660). Rod Carew has compiled the highest career batting average at .340. Hank Aaron is the all-time leader in hits (3635), runs (2017), RBI (2113), doubles (619), and—of course—home runs (675). Over a quarter of a century, *Seasons Past Baseball* has carved its own Rushmore and populated its own Olympus.

It has even made room for an icon like Thurman Munson to retire with long-time teammates Jim “Catfish” Hunter and Reggie Jackson at his side. The Old Doctor is not sentimental, but he is pleased that *SPB* could give one of its all-time greats the goodbye he deserved, but did not receive in 1979.

As *Seasons Past Baseball* embarks on a journey that will inevitably take it beyond the tenure of many current members, the Old Doctor thanks everyone who has contributed, is contributing, or will contribute to this close-knit community of sports enthusiasts and gaming geeks.

My reminiscence at an end, I savor the last sips of bourbon, gaze at the sunset—a surreal blend of orange, pink, and purple—and feel the night fall gently around my porch swing. As Woodie Allen once said, “I don’t believe in the afterlife, although I am bringing a change of underwear.” The Old Doctor understands Woodie’s precaution. After all, drafting “dead ball players” can take an eternity.

Editor’s Note: Thank you to Steve for putting this together on such short notice. Steve has written several articles and yearly recaps for us during our 25 years for both Lou Ross’ newsletters and the old yearbooks that I used to produce. He has a true gift for writing, and I am thankful for having him as a part of our family.

Seasons Past Baseball

More than just a game

Back in 1998, a young 28 year old kid who loved baseball and baseball history, was surfing around on this brand to contraption called the "internet," searching to find a new baseball league to be a part of that used old time players to replay the great game that he loved.

There was not much on the internet yet in those days, but after searching for a few minutes, he stumbled upon this website for something called Seasons Past Baseball, a league that had been founded 6 years earlier. He registered for a team and not more than a few days went by before he heard from this guy named Gary Plunkitt that a team was available in the 1972 league. Perfect. Just the era that he loved. It had begun. While he was at it, he recruited an old friend named Dave Lauer to join him in this new journey.

Before too long, he started talking to some of the guys, and making some trades. Slowly getting to know these new friends. All the while, he was perusing the website, seeing pictures of past draft get togethers. Eating dinners at Don Pablo's, swigging Yoo-hoo at drafts like it was going out of style. He had to be part of this!

So the young kid went to his first live in Frankfort, Indiana. And started to get to know each and every one of these "new" friends. Before he knew it, he was spending more time with them, making the drafts an annual journey to new locations and venues, visiting with them when they traveled to his home. Talking with them more and more on the phone.

Even during his most trying moments, these men where there for him. In 2003, he had went to another live draft in Frankfort, Indiana. A small February gathering in the cold (SPB-III). They had just finished eating breakfast at the local Frankfort Café, and were in route back to Gary's home for the draft, when his phone rang. It was his wife, and she slowly let him know that his father had died the night before.

In a moment like this, no one really quite knows how to react. Here you are, 1000's of miles from home and you are given news that you would just never be expecting. But, in a time like this, there could not have been a BETTER place for this young man to be, then around all of his new friends. They comforted him in his time of need, and helped him to get through that trying day. It really showed him that these men were becoming more than just his baseball friends. They were becoming his family.

The bonds continued to grow stronger, in many cases, more like family then even his own family. Vacations together, baseball games, Chicago, Cooperstown, Field of Dreams in Iowa, St. Louis, Milwaukee, Indiana, he traveled all over with these man. Even had one move to his town and attended his kids youth soccer games, special events, etc.

Nearly 20 years as passed for this now older man. He has played this game since his oldest, now in college, was just a baby. He actually made trades while feeding babies bottles to both of his kids! Even made a trade on Christmas Morning for Catfish Hunter back in 2003, who spent the rest of his career (which is now over) with him, winning 250 games and becoming his all-time favorite player.

New babies have been born and celebrated, he has celebrated with other managers when grand kids have been born, and helped them mourn when tragedies have struck. In the end, what this young man signed up for has become so much more than just a fantasy baseball league. Seasons Past Baseball is so much more than that. It truly is a family, and we are so very proud and blessed to be celebrating 25 years of not just baseball play, but 25 years of friendship. Ones that will only continue to grow for years to come, thanks to Seasons Past Baseball.

Happy 25th Anniversary Seasons Past Baseball! - Mike See

SPB-1 1979 Month by Month Standings

AL EAST	APRIL				MAY				JUNE				JULY				AUGUST				SEPTEMBER															
	MON		YTD		MON		YTD		MON		YTD		MON		YTD		MON		YTD		MON		YTD													
	W	L	W	L	PL	GB	W	L	W	L	PL	GB	W	L	W	L	PL	GB	W	L	W	L	PL	GB												
Las Vegas Thunder	21	7	21	7	1	-	17	8	38	15	1	-	14	13	52	28	1	-	17	5	69	33	1	-	19	11	88	44	1	-	21	9	109	53	1	-
Wabash River Catfish	17	11	17	11	2	4	14	11	31	22	3	7	17	10	48	32	2	4	16	6	64	38	2	5	22	8	86	46	2	2	21	9	107	55	2	2
Kenosha Eagles	15	13	15	13	3	6	17	8	32	21	2	6	14	13	46	34	3	6	14	8	60	42	3	9	17	13	77	55	3	11	16	14	93	69	3	16
Frankfort Tigers	9	19	9	19	4	12	14	11	23	30	4	15	13	14	36	44	4	16	11	11	47	55	4	22	8	22	55	77	4	33	12	18	67	95	4	42
Spirit Mountain Volcanoes	7	21	7	21	5	14	9	16	16	37	5	22	8	19	24	56	5	24	9	13	33	69	5	32	12	18	45	87	5	39	9	21	54	108	5	55
Thunder Bay Damage	7	21	7	21	5	14	5	20	12	41	6	26	12	15	24	56	6	32	7	15	31	71	6	42	12	18	43	89	5	49	11	19	54	108	6	55

AL WEST	APRIL				MAY				JUNE				JULY				AUGUST				SEPTEMBER															
	MON		YTD		MON		YTD		MON		YTD		MON		YTD		MON		YTD		MON		YTD													
	W	L	W	L	PL	GB	W	L	W	L	PL	GB	W	L	W	L	PL	GB	W	L	W	L	PL	GB												
Canton Moondogs	20	8	20	8	1	-	20	5	40	13	1	-	16	11	56	24	1	-	12	10	68	34	1	-	24	6	92	40	1	-	22	8	114	48	1	-
Ottawa Lynx	20	8	20	8	1	-	13	12	33	20	2	7	18	9	51	29	2	5	16	6	67	35	2	1	19	11	86	46	2	6	19	11	105	57	2	9
San Diego Conquistadors	13	15	13	15	3	7	13	12	26	27	3	14	14	13	40	40	3	16	8	14	48	54	3	20	15	15	63	69	3	29	10	20	73	89	3	41
Terre Haute Phillies	8	20	8	20	5	12	11	14	19	34	5	21	14	13	33	47	4	23	10	12	43	59	4	25	13	17	56	76	4	36	14	16	70	92	4	44
Dayton Triangles	10	18	10	18	4	10	9	16	19	34	5	21	12	15	31	49	6	25	6	16	37	65	6	31	11	19	48	84	5	44	18	12	66	96	5	48
NanOOSE Bay Barking Owls	8	20	8	20	5	12	15	10	23	30	4	17	10	17	33	47	4	23	6	16	39	63	5	29	8	22	47	85	6	45	7	23	54	108	6	60

NL EAST	APRIL				MAY				JUNE				JULY				AUGUST				SEPTEMBER															
	MON		YTD		MON		YTD		MON		YTD		MON		YTD		MON		YTD		MON		YTD													
	W	L	W	L	PL	GB	W	L	W	L	PL	GB	W	L	W	L	PL	GB	W	L	W	L	PL	GB												
Cleveland Spiders	16	12	16	12	2	2	12	13	28	25	2	5	15	12	43	37	2	4	11	11	54	48	2	2	17	13	71	61	2	4	20	10	91	71	1	-
Evanston Black Sox	18	10	18	10	1	-	15	10	33	20	1	-	14	13	47	33	1	-	9	13	56	46	1	-	19	11	75	57	1	-	13	17	88	74	2	3
Fairfax Peppers	8	20	8	20	6	10	16	9	24	29	4	9	15	12	39	41	4	8	13	9	52	50	3	4	15	15	67	65	3	8	18	12	85	77	3	6
Blue Ridge Mountaineers	16	12	16	12	2	2	12	13	28	25	2	5	14	13	42	38	3	5	10	12	52	50	3	4	15	15	67	65	3	8	15	15	82	80	4	9
Flushing Rats	12	16	12	16	5	6	12	13	24	29	4	9	14	13	38	42	6	9	13	9	51	51	5	5	14	16	65	67	5	10	15	15	80	82	5	11
Collierstown Highlanders	14	14	14	14	4	4	9	16	23	30	6	10	16	11	39	41	4	8	6	16	45	57	6	11	10	20	55	77	6	20	9	21	64	98	6	27

NL WEST	APRIL				MAY				JUNE				JULY				AUGUST				SEPTEMBER															
	MON		YTD		MON		YTD		MON		YTD		MON		YTD		MON		YTD		MON		YTD													
	W	L	W	L	PL	GB	W	L	W	L	PL	GB	W	L	W	L	PL	GB	W	L	W	L	PL	GB												
Niskayuna Nationals	20	8	20	8	1	-	14	11	34	19	1	-	15	12	49	31	1	-	17	5	66	36	1	-	19	11	85	47	1	-	21	9	106	56	1	-
Hatteras Pelicans	18	10	18	10	3	2	9	16	27	26	3	7	12	15	39	41	3	10	13	9	52	50	3	14	16	14	68	64	3	17	19	11	87	75	2	19
Rockford Forest Citys	19	9	19	9	2	1	9	16	28	25	2	6	8	19	36	44	5	13	15	7	51	51	4	15	18	12	69	63	2	16	13	17	82	80	3	24
Asheville Tourists	10	18	10	18	6	10	12	13	22	31	6	12	19	8	41	39	2	8	12	10	53	49	2	13	14	16	67	65	4	18	12	18	79	83	4	27
Rossville Cubs	15	13	15	13	4	5	11	14	26	27	5	8	11	16	37	43	4	12	8	14	45	57	5	21	16	14	61	71	5	24	15	15	76	86	5	30
Bloomington Hoosiers	15	13	15	13	4	5	12	13	27	26	3	7	9	28	36	54	5	13	5	17	41	71	6	35	7	23	48	94	6	37	10	20	58	114	6	48

SPB-1 1979 Month by Month Award Winners

APRIL	TEAM OF THE MONTH	PLAYER OF THE MONTH	STARTER OF THE MONTH	RELIEVER OF THE MONTH
American League	Las Vegas Thunder	Fred Lynn-Thunder	John Fulgham-Rough Riders	Bruce Sutter-Moondogs
National League	Niskayuna Nationals	Dave Winfield-Pelicans	Rick Sutcliffe-Forest Citys	Roberto Castillo-Tourists
MAY	TEAM OF THE MONTH	PLAYER OF THE MONTH	STARTER OF THE MONTH	RELIEVER OF THE MONTH
American League	Canton Moondogs	Chet Lemon-Eagles	Dennis Eckersley-Tigers	Joe Sambito-Triangles
National League	Fairfax Peppers	Darrell Evans-Blue Sox	Francisco Barrios-Peppers	Bill Castro-Black Sox
JUNE	TEAM OF THE MONTH	PLAYER OF THE MONTH	STARTER OF THE MONTH	RELIEVER OF THE MONTH
American League	Ottawa Lynx	Dave Kingman-Tigers	Jim Palmer-Triangles	Pedro Borbon-Phillies
National League	Ashville Tourists	George Foster-Tourists	Randy Jones-Nationals	Al Hrabosky-Tourists
JULY	TEAM OF THE MONTH	PLAYER OF THE MONTH	STARTER OF THE MONTH	RELIEVER OF THE MONTH
American League	Las Vegas Thunder	Don Baylor-Phillies	Phil Niekro-Eagles	Jim Kern-Lynx
National League	Niskayuna Nationals	Jim Rice-Nationals	Dave Frost-Rats	Tom Burgmeier-Nationals
AUGUST	TEAM OF THE MONTH	PLAYER OF THE MONTH	STARTER OF THE MONTH	RELIEVER OF THE MONTH
American League	Canton Moondogs	Dwayne Murphy-Lynx	Bob Forsch-Catfish	Joe Sambito-Triangles
National League	Niskayuna Nationals	Dave Parker-Nationals	Randy Jones-Nationals	Dave Tomlin-Rats
SEPTEMBER	TEAM OF THE MONTH	PLAYER OF THE MONTH	STARTER OF THE MONTH	RELIEVER OF THE MONTH
American League	Canton Moondogs	Gorman Thomas-Moondogs	Jim Rooker-Moondogs	Bruce Sutter-Moondogs
National League	Niskayuna Nationals	Jim Rice-Nationals	Don Robinson-Spiders	Dave Tomlin-Rats

SPB-1 1979 Comparison of League Leaders - Hitters

BATTING AVERAGE				
MLB1979		SPB1979		
1	Keith Hernandez	0.344	0.362	Chris Chambliss
2	Fred Lynn	0.333	0.354	Al Oliver
3	Pete Rose	0.331	0.344	Fred Lynn
4	George Brett	0.329	0.341	Dave Winfield
5	Brian Downing	0.326	0.340	Jose Cruz

HOME RUNS				
MLB1979		SPB1979		
1	Dave Kingman	48	55	Mike Schmidt
2	Gorman Thomas	45	47	Dave Kingman
3	Mike Schmidt	45	47	Dave Winfield
4	Jim Rice	39	42	Gorman Thomas
5	Fred Lynn	39	41	Fred Lynn

ON BASE AVERAGE				
MLB1979		SPB1979		
1	Fred Lynn	0.423	0.437	Dave Winfield
2	Darrell Porter	0.421	0.428	Fred Lynn
3	Brian Downing	0.418	0.423	Gene Tenace
4	Pete Rose	0.418	0.422	Sixto Lezcano
5	Keith Hernandez	0.417	0.419	Reggie Jackson

RUNS BATTED IN				
MLB1979		SPB1979		
1	Don Baylor	139	146	Jim Rice
2	Jim Rice	130	134	Dave Winfield
3	Gorman Thomas	123	128	Fred Lynn
4	Fred Lynn	122	127	Mike Schmidt
5	Dave Winfield	118	120	Bob Horner

SLUGGING PERCENTAGE				
MLB1979		SPB1979		
1	Fred Lynn	0.637	0.654	Dave Winfield
2	Dave Kingman	0.613	0.651	Fred Lynn
3	Jim Rice	0.596	0.577	Sixto Lezcano
4	Sixto Lezcano	0.573	0.573	Mike Schmidt
5	Mike Schmidt	0.564	0.573	Dave Kingman

WALKS				
MLB1979		SPB1979		
1	Darrell Porter	121	116	Gene Tenace
2	Mike Schmidt	120	107	Willie Randolph
3	Ken Singleton	109	105	Mike Schmidt
4	Gene Tenace	105	102	Ken Singleton
5	Gorman Thomas	98	100	Lee Mazzilli

HITS				
MLB1979		SPB1979		
1	George Brett	212	213	Garry Templeton
2	Garry Templeton	211	211	Dave Parker
3	Keith Hernandez	210	206	Keith Hernandez
4	Pete Rose	208	199	Dave Winfield
5	Steve Garvey	204	198	Warren Cromartie

TOTAL BASES				
MLB1979		SPB1979		
1	Jim Rice	369	382	Dave Winfield
2	George Brett	363	357	Dave Parker
3	Fred Lynn	338	350	Fred Lynn
4	Don Baylor	333	336	Gery Templeton
5	Dave Winfield	333	333	Jim Rice

DOUBLES				
MLB1979		SPB1979		
1	Keith Hernandez	48	47	Dave Parker
2	Warren Cromartie	46	46	Keith Hernandez
3	Dave Parker	45	42	Fred Lynn
4	Chet Lemon	44	42	Cecil Cooper
5	Cecil Cooper	44	41	Joel Youngblood

STOLEN BASES				
MLB1979		SPB1979		
1	Willie Wilson	83	57	Omar Moreno
2	Ron LeFlore	78	49	Ron LeFlore
3	Omar Moreno	77	49	Willie Wilson
4	Bill North	58	47	Maury Wills
5	Julio Cruz	49	43	Julio Cruz

TRIPLES				
MLB1979		SPB1979		
1	George Brett	20	25	Garry Templeton
2	Garry Templeton	19	13	Bake McBride
3	Paul Molitor	16	13	Ron LeFlore
4	Willie Randolph	13	13	Paul Molitor
5	Willie Wilson	13	13	George Brett

RUNS SCORED				
MLB1979		SPB1979		
1	Don Baylor	120	132	Dave Parker
2	George Brett	119	129	Fred Lynn
3	Jim Rice	117	121	Dave Winfield
4	Fred Lynn	116	116	George Brett
5	Keith Hernandez	116	115	Davey Lopes

SPB-1 1979 Comparison of League Leaders - Pitchers

WINS					INNINGS PITCHED				
MLB1979		SPB1979			MLB1979		SPB1979		
1	Mike Flanagan	23	27	Randy Jones	1	Phil Niekro	342.0	327.0	Phil Niekro
2	Joe Niekro	21	25	Phil Niekro	2	JR Richard	292.1	295.2	Randy Jones
3	Tommy John	21	24	Rick Reuschel	3	Dennis Martinez	292.1	278.0	Dennis Eckersley
4	Phil Niekro	21	22	JR Richard	4	Tommy John	276.1	273.2	JR Richard
5	John Kosman	20	20	Rooker/Sutcliffe	5	Mike Flanagan	265.2	272.0	Rick Reuschel
WINNING PERCENTAGE					EARNED RUN AVERAGE				
MLB1979		SPB1979			MLB1979		SPB1979		
1	Ron Davis	0.875	0.895	Catfish Hunter	1	JR Richard	2.71	1.60	Ken Forsch
2	Jim Bibby	0.750	0.833	Jim Rooker	2	Tommy Hume	2.76	1.70	John Fulgham
3	Tom Seaver	0.727	0.826	Jim Slaton	3	Ron Guidry	2.78	2.36	Dick Caldwell
4	Mike Caldwell	0.727	0.818	Randy Jones	4	Dan Schatzeder	2.83	2.45	Don Sutton
5	Jim Kern	0.722	0.813	John Fulgham	5	Tommy John	2.96	2.45	Burt Hooton
GAMES PITCHED					WALKS				
MLB1979		SPB1979			MLB1979		SPB1979		
1	Kent Tekulve	94	71	Mark Clear	1	Mike Torrez	121	117	Ken Kravec
2	Mike Marshall	90	69	Kent Tekulve	2	Nolan Ryan	114	115	Joe Niekro
3	Enrique Romo	84	68	Doug Bair	3	Phil Niekro	113	114	Nolan Ryan
4	Dick Tidrow	77	67	Lavelle/Sosa/Burris	4	Vida Blue	111	103	JR Richard
5	Sid Monge	76			5	Ken Kravec	111	101	Rich Gale
COMPLETE GAMES					STRIKEOUTS				
MLB1979		SPB1979			MLB1979		SPB1979		
1	Phil Niekro	23	17	Dennis Eckersley	1	JR Richard	313	277	JR Richard
2	JR Richard	19	17	Phil Niekro	2	Nolan Ryan	223	226	Nolan Ryan
3	Dennis Martinez	18	16	Ken Kravec	3	Steve Carlton	213	217	Ron Guidry
4	Dennis Eckersley	17	15	Jack Morris	4	Phil Niekro	208	202	Steve Carlton
5	T.John/N.Ryan	17	12	D.Martinez/Richard	5	Ron Guidry	201	198	Dennis Eckersley
SHUTOUTS					HOME RUNS ALLOWED				
MLB1979		SPB1979			MLB1979		SPB1979		
1	Joe Niekro	5	7	Ken Forsch	1	Phil Niekro	41	46	Steve Stone
2	Mike Flanagan	5	5	Mike Caldwell	2	Ferguson Jenkins	40	43	Bill Travers
3	Tom Seaver	5	4	8 tied	3	Bill Travers	33	35	Rick Waits
4	Nolan Ryan	5			4	Dennis Leonard	33	35	Paul Splitorff
5	Rogers/Leonard	5			5	Steve Stone	31	33	Jenkins/P.Niekro
SAVES					BASERUNNERS PER 9 INNINGS				
MLB1979		SPB1979			MLB1979		SPB1979		
1	Bruce Sutter	37	38	Joe Sambito	1	Ken Forsch	9.6	8.1	John Fulgham
2	Mike Marshall	32	36	Bruce Sutter	2	Scott McGregor	9.7	8.5	Ken Forsch
3	Kent Tekulve	31	35	Kent Tekulve	3	JR Richard	9.8	9.4	Don Sutton
4	Jim Kern	29	33	Tomlin	4	Tom Seaver	10.3	9.5	Larry Sorenson
5	Gene Garber	25	33	Jim Kern	5	Sutton/Carlton/Guidry	10.4	9.6	Randy Jones

STATS DMB MISSED - HITTING

PERCENTAGE OF TEAMS RUNS

Name	Team	
1 Dave Winfield	HAT	17.34
2 Dave Parker	NIS	15.88
3 Pete Rose	TRI	15.52
4 Ruppert Jones	TBD	15.38
5 Garry Templeton	WAB	15.37
6 Gene Richards	SDC	15.17
7 Fred Lynn	LAS	14.49
8 Keith Hernandez	FAI	14.44
9 Mike Schmidt	TER	14.36
10 Dave Kingman	FRA	14.31

SINGLES

Name	Team	
1 Willie Wilson	BLO	150
2 Pete Rose	TRI	149
3 Omar Moreno	ROC	149
4 Terry Puhl	EVN	149
5 Steve Garvey	EVN	144
6 Garry Templeton	WAB	139
7 Frank Taveras	ASH	139
8 Warren Cromartie	ROC	139
9 Alfredo Griffin	NIS	138
10 Keith Hernandez	FAI	135

PLATE APPEARANCES PER RBI

Name	Team	
1 Bob Horner	SMV	4.22
2 Reggie Jackson	LAS	4.63
3 Butch Hobson	ROC	4.64
4 Jim Rice	NIS	4.69
5 Fred Lynn	LAS	4.84
6 Dave Winfield	HAT	5.13
7 Mike Schmidt	TER	5.21
8 Dave Kingman	FRA	5.45
9 Sixto Lezcano	ROC	5.49
10 Ben Oglivie	ASH	5.75

TIMES REACHED BASE

Name	Team	
1 Dave Winfield	HAT	303
2 Dave Parker	NIS	289
3 Keith Hernandez	FAI	284
4 Pete Rose	TRI	278
5 Roy Smalley	CAN	268
6 Fred Lynn	LAS	267
7 Lee Mazzilli	FLU	263
8 Ken Singleton	OTT	260
9 Willie Randolph	LAS	260
10 Terry Puhl	EVN	260

EXTRA BASE HIT PERCENTAGE

Name	Team	
1 Mike Schmidt	TER	66.13
2 Gorman Thomas	CAN	58.18
3 Don Baylor	TER	48.39
4 Dave Kingman	FRA	46.58
5 Davey Lopes	OTT	45.86
6 Ken Singleton	OTT	45.51
7 Fred Lynn	LAS	44.86
8 Andy Thornton	CLE	44.14
9 Bobby Grich	EVN	44.06
10 Reggie Jackson	LAS	41.30

PERCENTAGE OF RBI TO TEAM R

Name	Team	
1 Dave Winfield	HAT	19.20
2 Jim Rice	NIS	17.57
3 Mike Schmidt	TER	17.05
4 Bob Horner	SMV	16.35
5 Dave Kingman	FRA	16.10
6 Buddy Bell	WAB	15.51
7 Fred Lynn	LAS	14.38
8 Andre Dawson	ROS	14.29
9 Butch Hobson	ROC	13.96
10 Ben Oglivie	ASH	13.85

WALK TO STRIKEOUT RATIO

Name	Team	
1 Pete Rose	TRI	3.90
2 Willie Randolph	LAS	2.14
3 Ted Simmons	SDC	2.00
4 Lee Mazzilli	FLU	1.96
5 Dave Winfield	HAT	1.87
6 Darrell Porter	EVN	1.81
7 Mike Hargrove	SMV	1.72
8 Butch Wynegar	FAI	1.59
9 Lou Whitaker	ROC	1.55
10 Darrell Evans	BLU	1.53

HOME RUNS + STOLEN BASES

Name	Team	
1 Omar Moreno	ROC	70
2 Mike Schmidt	TER	58
3 Andre Dawson	ROS	57
4 Bump Wills	HAT	56
5 Dave Kingman	FRA	55
6 Ron LeFlore	TRI	54
7 Willie Wilson	BLO	53
8 Davey Lopes	OTT	50
9 Garry Templeton	WAB	50
10 Amos Otis	HAT	49

% OF HR, BB, or SO

Name	Team	
1 Gorman Thomas	CAN	51.87
2 Gene Tenace	CLE	43.87
3 Mike Schmidt	TER	41.24
4 Reggie Jackson	LAS	39.59
5 Bobby Bonds	TRI	37.64
6 Ken Singleton	OTT	37.08
7 Sixto Lezcano	ROC	36.10
8 Dave Kingman	FRA	35.82
9 Andy Thornton	CLE	33.58
10 Jack Clark	CAN	32.99

OTHERS DRIVEN IN

Name	Team	
1 Jim Rice	NIS	112
2 Buddy Bell	WAB	91
3 Fred Lynn	LAS	87
4 Dave Winfield	HAT	87
5 Reggie Jackson	LAS	86
6 Dave Parker	NIS	84
7 Bob Horner	SMV	84
8 Ken Singleton	OTT	81
9 Butch Hobson	ROC	81
10 Andre Dawson	ROS	78

HOMERUN/STRIKEOUT RATIO

Name	Team	
1 Dave Winfield	HAT	0.887
2 Ted Simmons	SDC	0.826
3 Ben Oglivie	ASH	0.769
4 Bill Madlock	FLU	0.676
5 Bill Buckner	ROC	0.548
6 Butch Hobson	ROC	0.545
7 Don Baylor	TER	0.522
8 Fred Lynn	LAS	0.500
9 Mike Schmidt	TER	0.487
10 Roy Smalley	CAN	0.485

STOLEN BASES PLUS TRIPLES

Name	Team	SB+3B
1 Garry Templeton	WAB	63
2 Ron LeFlore	TRI	62
3 Omar Moreno	ROC	60
4 Willie Wilson	BLO	59
5 Bump Wills	HAT	48
6 Julio Cruz	NBO	45
7 Andre Dawson	ROS	40
8 Frank Taveras	ASH	40
9 Rod Scott	COL	39
10 Tony Scott	ROS	37

STATS DMB MISSED - PITCHING

PERCENTAGE OF TEAM WINS

Name	Team	
1 Steve Rogers	COL	28.13
2 Phil Niekro	KEN	26.88
3 Randy Jones	NIS	25.47
4 Dennis Eckersley	FRA	25.37
5 Dennis Lamp	ROS	25.00
6 Rick Sutcliffe	ROC	24.39
7 Rick Reuschel	CAN	21.05
8 Dennis Martinez	BLO	20.69
9 Ken Kravec	HAT	20.69
10 Bruce Kison	HAT	20.69

UNEARNED RUN AVERAGE

Name	Team	
1 Bob Owchinko	FRA	1.67
2 Steve Carlton	TRI	1.10
3 Joaquin Andujar	COL	1.05
4 Nino Espinosa	COL	1.03
5 Silvio Martinez	TRI	1.02
6 Don Aase	CLE	0.93
7 Pete Falcone	SMV	0.89
8 Phil Huffman	TBD	0.88
9 Bert Blyleven	BLU	0.84
10 Dennis Leonard	SMV	0.84

STUFF RATING STARTERS

Name	Team	
1 John Fulgham	OTT	5.15
2 Mike Caldwell	OTT	5.67
3 Scott McGregor	LAS	6.27
4 Craig Swan	NIS	6.80
5 Don Sutton	BLU	6.89
6 Dennis Eckersley	FRA	6.91
7 Ken Forsch	WAB	7.24
8 Lary Sorensen	FAI	7.30
9 Randy Jones	NIS	7.59
10 Dave Frost	FLU	7.65

STUFF RATING RELIEVERS

Name	Team	
1 Dan Quisenberry	BLU	-0.15
2 Tom Burgmeier	NIS	4.65
3 Gene Garber	KEN	5.44
4 Will McEnaney	WAB	6.04
5 Jim Kern	OTT	6.62
6 Joe Sambito	TRI	6.67
7 Skip Lockwood	LAS	6.90
8 Bill Campbell	NBO	6.99
9 Dick Drago	NIS	7.37
10 Gary Lavelle	SDC	7.61

% OF TEAM'S WINS SAVED

Name	Team	
1 Joe Sambito	TRI	57.58
2 Dave Tomlin	FLU	41.25
3 Mark Clear	SDC	32.88
4 Kent Tekulve	WAB	32.71
5 Bruce Sutter	CAN	31.58
6 Jim Kern	OTT	31.43
7 Al Hrabosky	ASH	27.85
8 Doug Bair	NBO	27.78
9 Greg Minton	COL	26.56
10 Gene Garber	KEN	24.73

SAVES PER APPEARANCE

Name	Team	
1 Robert Castillo	ASH	0.80
2 Joe Sambito	TRI	0.73
3 Dave Tomlin	FLU	0.62
4 Bruce Sutter	CAN	0.62
5 Jeff Reardon	TER	0.59
6 Jim Kern	OTT	0.52
7 Kent Tekulve	WAB	0.51
8 Dan Quisenberry	BLU	0.50
9 Bill Atkinson	LAS	0.50
10 Lamarr Hoyt	NIS	0.50

DECISION PERCENTAGE

Name	Team	
1 Tom Seaver	FLU	94.29
2 Jim Rooker	CAN	92.31
3 Ken Kravec	HAT	91.18
4 Dickie Noles	BLU	90.91
5 Jack Morris	TBD	89.66
6 Phil Niekro	KEN	86.36
7 Dave Lemanczyk	TBD	85.71
8 Mike Parrott	BLO	84.85
9 Randy Jones	NIS	84.62
10 Rick Reuschel	CAN	83.33

CY YOUNG PREDICTOR BEST

Name	Team	
1 Randy Jones	NIS	234.34
2 Phil Niekro	KEN	226.83
3 J.R. Richard	LAS	204.12
4 Rick Reuschel	CAN	203.19
5 Rick Sutcliffe	ROC	190.71
6 Craig Swan	NIS	189.82
7 Burt Hooton	WAB	176.12
8 Bruce Sutter	CAN	174.17
9 Dennis Eckersley	FRA	173.94
10 Mike Caldwell	OTT	173.29

CY YOUNG PREDICTOR WORST

Name	Team	
1 Ross Grimsley	NBO	-48.83
2 Mark Lemongello	TBD	-32.52
3 Mike Morgan	TBD	-30.50
4 Jesse Jefferson	FLU	-17.68
5 Darrell Jackson	ROC	-16.83
6 Dock Ellis	TBD	-15.12
7 Rafael Vasquez	TER	-14.90
8 Mickey Mahler	NBO	-14.54
9 Rich Gale	NBO	-14.50
10 Steve Mingori	TRI	-13.09

SPB-1 1979 Team Hitting Breakdown

Listed below is the breakdown of the league hitting statistics divided into the following groups:

STARTERS: The top 8 players covering all defensive positions (top 3 Ofers)

BENCH: All remaining players

STARTERS	AVG	OBP	SPC	AB	H	2B	3B	HR	R	RBI	HBP	BB	K	SB	CS
Las Vegas Thunder	0.295	0.382	0.449	3861	1138	188	24	120	667	617	19	525	508	49	20
Rockford Forest Citys	0.292	0.351	0.442	4099	1196	190	33	120	654	582	20	354	494	95	42
Evanston Black Sox	0.290	0.345	0.455	4365	1266	191	33	154	655	617	30	334	511	27	11
Niskayuna Nationals	0.288	0.359	0.441	4122	1187	219	26	120	641	595	38	416	554	43	17
Kenosha Eagles	0.288	0.352	0.430	3118	897	181	21	74	451	424	29	281	371	12	11
Spirit Mountain Volcanoes	0.285	0.348	0.407	3490	996	137	24	80	472	444	18	318	477	38	18
Canton Moondogs	0.285	0.362	0.512	3697	1053	189	11	210	604	616	16	428	655	19	7
Wabash River Catfish	0.285	0.334	0.437	3803	1083	198	45	97	513	505	12	271	481	88	30
Hatteras Pelicans	0.283	0.351	0.424	3677	1042	138	13	118	525	491	21	359	423	100	37
Ottawa Lynx	0.282	0.364	0.450	3933	1111	227	55	107	622	598	26	475	487	39	12
San Diego Conquistadors	0.280	0.344	0.390	3466	969	145	18	67	419	390	32	311	395	60	34
Rossville Cubs	0.278	0.327	0.428	3616	1007	165	42	97	481	464	19	241	506	82	46
Fairfax Peppers	0.278	0.345	0.396	3579	994	183	31	60	444	410	17	351	359	32	21
Nanoose Bay Owls	0.275	0.330	0.413	3267	900	126	40	81	435	449	11	256	391	39	17
Ashville Tourists	0.275	0.334	0.417	3412	937	148	23	97	448	416	25	277	375	60	41
Cleveland Spiders	0.274	0.366	0.435	3590	983	177	26	116	535	512	13	509	526	48	34
Flushing Rats	0.269	0.329	0.419	3844	1034	169	11	129	486	475	14	330	494	53	27
Dayton Triangles	0.267	0.321	0.384	3981	1061	195	32	70	494	429	28	292	497	105	44
Bloomington Hoosiers	0.266	0.322	0.362	3479	924	158	25	43	391	349	31	259	404	67	22
Terre Haute Phillies	0.265	0.341	0.459	3756	996	187	34	158	559	525	25	408	460	21	15
Collierstown Highlanders	0.260	0.324	0.414	3365	875	149	24	107	435	405	16	301	512	69	37
Thunder Bay Damage	0.258	0.316	0.363	3058	789	135	17	51	355	330	18	240	317	41	19
Evanston Blue Sox	0.258	0.316	0.392	3557	916	131	29	97	429	391	17	289	403	40	19
Frankfort Tigers	0.241	0.304	0.409	3200	770	115	18	129	411	403	15	278	592	70	21
BENCH	AVG	OBP	SPC	AB	H	2B	3B	HR	R	RBI	HBP	BB	K	SB	CS
Evanston Black Sox	0.315	0.370	0.469	1015	320	61	10	25	138	159	3	86	124	12	9
Las Vegas Thunder	0.284	0.347	0.452	1287	365	76	6	43	190	209	5	120	181	11	1
Cleveland Spiders	0.283	0.357	0.417	1613	456	97	10	33	255	236	7	180	184	6	1
Niskayuna Nationals	0.280	0.365	0.418	1140	319	53	10	28	162	158	6	146	129	29	11
Nanoose Bay Owls	0.280	0.353	0.380	2059	576	79	16	32	282	225	8	226	294	53	12
Wabash River Catfish	0.276	0.358	0.395	1361	376	69	9	25	183	157	7	167	176	49	16
Frankfort Tigers	0.276	0.340	0.430	1983	547	110	8	60	243	219	11	181	268	23	8
Rossville Cubs	0.273	0.325	0.445	1676	458	105	13	52	217	213	11	117	285	5	5
Kenosha Eagles	0.267	0.320	0.376	2178	581	95	16	37	269	253	4	168	283	12	6
Spirit Mountain Volcanoes	0.266	0.329	0.367	1887	501	83	5	33	243	221	14	165	242	24	11
Collierstown Highlanders	0.264	0.326	0.413	1799	475	72	17	54	234	217	14	152	274	23	14
Rockford Forest Citys	0.262	0.333	0.430	1185	311	55	6	44	159	172	5	121	167	13	5
Ottawa Lynx	0.262	0.346	0.420	1248	327	53	3	46	198	191	6	154	217	18	10
Fairfax Peppers	0.257	0.316	0.368	1664	427	91	8	26	193	195	14	131	210	10	3
Terre Haute Phillies	0.253	0.319	0.372	1442	365	73	6	29	167	152	7	132	164	7	9
Ashville Tourists	0.252	0.314	0.391	1705	430	75	9	48	211	209	4	150	293	10	3
Dayton Triangles	0.247	0.303	0.381	1217	301	34	18	31	118	149	11	87	202	2	1
Canton Moondogs	0.246	0.317	0.405	1426	351	76	6	46	213	178	19	128	269	2	3
Flushing Rats	0.239	0.294	0.305	1245	297	46	8	7	130	114	8	89	151	15	10
Hatteras Pelicans	0.237	0.323	0.349	1336	317	57	1	30	146	144	12	158	199	4	4
Evanston Blue Sox	0.237	0.299	0.335	1556	369	65	2	28	158	167	14	124	203	7	7
Thunder Bay Damage	0.226	0.281	0.324	2053	464	80	14	31	200	189	14	144	280	20	12
San Diego Conquistadors	0.224	0.282	0.302	1785	399	61	5	23	164	157	16	130	263	8	12
Bloomington Hoosiers	0.219	0.286	0.305	1629	356	64	10	19	147	148	13	140	253	7	6

SPB-1 1979 Team Pitching Breakdown

Listed below is the breakdown of the league pitching statistics divided into the following groups:

STARTERS: The top 5 pitchers covering your main rotation

RELIEVERS: All remaining pitchers

STARTERS	ERA	W	L	S	G	GS	CG	SHO	INN	H	R	ER	BB	K	HR	GDP
Wabash River Catfish	3.00	75	31	0	151	151	34	15	1073.0	893	358	319	291	477	93	88
Ottawa Lynx	3.45	68	31	1	149	130	31	12	945.0	843	362	324	197	377	96	104
Kenosha Eagles	3.49	57	43	4	174	129	31	6	965.7	836	374	330	326	499	82	106
Fairfax Peppers	3.57	54	45	0	144	144	25	7	995.7	928	395	337	231	393	95	124
Evanston Blue Sox	3.60	62	57	3	166	150	22	8	1064.7	948	426	381	340	607	74	90
Las Vegas Thunder	3.68	71	34	8	174	135	20	6	964.3	881	394	343	264	712	83	77
Niskayuna Nationals	3.68	81	31	0	169	162	38	4	1152.3	1074	471	413	255	548	117	88
Cleveland Spiders	3.85	61	42	5	163	132	25	14	934.7	966	400	346	242	433	78	128
Flushing Rats	3.97	61	65	0	157	156	23	8	1055.0	1018	465	397	354	637	83	70
Canton Moondogs	4.07	78	31	0	144	144	24	7	990.0	1008	448	402	330	511	59	103
San Diego Conquistadors	4.27	42	51	0	145	135	8	4	868.0	889	412	370	330	520	83	81
Evanston Black Sox	4.47	60	51	1	152	137	30	5	980.7	941	487	430	301	491	102	79
Rockford Forest Citys	4.50	52	41	1	166	119	19	8	865.7	899	433	377	290	436	65	78
Hatteras Pelicans	4.54	59	55	0	149	142	50	10	1066.7	1061	538	463	414	558	127	111
Frankfort Tigers	4.57	39	62	9	194	115	22	4	901.0	900	458	381	339	499	103	68
Ashville Tourists	4.58	44	48	1	145	128	16	4	848.7	840	432	407	296	553	88	71
Rockford Forest Citys	4.59	59	64	2	185	148	25	11	1028.7	1047	525	464	317	510	112	109
Thunder Bay Damage	4.81	34	67	2	143	121	48	4	932.0	984	498	442	294	454	100	75
Bloomington Hoosiers	4.82	40	83	0	156	151	39	6	1030.7	1139	552	492	329	492	82	100
Terre Haute Phillies	4.99	47	63	0	154	153	16	6	989.0	1021	548	507	345	616	131	91
Dayton Triangles	5.04	47	71	0	151	151	13	6	974.0	1008	545	468	339	689	111	78
Collierstown Highlanders	5.29	44	68	4	161	133	25	4	955.3	1012	561	487	319	438	109	72
Spirit Mountain Volcanoes	5.43	34	72	0	178	149	11	3	962.7	1127	581	504	337	555	101	84
NanOOSE Bay Owls	6.29	32	67	2	178	126	3	1	814.0	1069	569	511	310	376	104	101

BENCH	ERA	W	L	S	G	GS	CG	SHO	INN	H	R	ER	BB	K	HR	GDP
Ottawa Lynx	3.49	37	26	37	253	32	5	2	518.3	453	201	182	169	368	40	40
Niskayuna Nationals	3.74	25	25	44	243	0	0	0	332.3	326	138	123	99	216	20	37
Wabash River Catfish	3.75	32	24	49	300	11	1	1	377.0	322	157	141	134	213	37	26
Canton Moondogs	3.82	36	17	58	282	18	2	0	459.7	417	195	160	190	346	28	38
Kenosha Eagles	3.83	36	26	29	256	33	2	2	497.7	479	212	178	142	292	34	50
Fairfax Peppers	3.89	31	32	33	279	18	1	1	477.0	415	206	179	211	332	48	37
Hatteras Pelicans	4.06	28	20	26	174	20	4	1	378.7	370	171	152	180	248	34	47
Las Vegas Thunder	4.25	38	19	44	285	27	0	0	482.4	477	228	209	178	268	52	52
Collierstown Highlanders	4.38	20	30	22	241	29	9	3	491.3	513	239	212	181	181	50	63
Evanston Blue Sox	4.44	20	23	39	262	12	0	0	387.0	373	191	168	160	216	35	40
San Diego Conquistadors	4.56	31	38	40	342	27	1	0	596.0	567	302	246	240	343	36	52
Evanston Black Sox	4.57	28	23	34	241	25	3	1	486.0	498	247	230	191	227	37	62
Frankfort Tigers	5.00	28	33	23	237	47	1	0	545.7	537	303	252	248	278	58	61
Ashville Tourists	5.03	35	35	41	315	34	0	0	591.7	638	331	289	281	321	60	59
Cleveland Spiders	5.11	30	29	28	302	30	1	0	509.0	551	289	253	182	261	68	61
Rockford Forest Citys	5.13	30	39	30	278	43	1	1	573.7	646	327	300	204	324	82	63
Dayton Triangles	5.13	19	25	41	292	11	2	0	468.3	502	267	234	158	319	60	35
Bloomington Hoosiers	5.15	18	21	19	233	11	1	0	398.3	456	228	208	164	203	39	54
Terre Haute Phillies	5.19	23	29	33	303	9	2	1	449.0	469	259	239	197	277	50	39
NanOOSE Bay Owls	5.23	22	41	26	326	36	3	1	618.3	685	359	337	231	362	63	44
Flushing Rats	5.65	19	17	40	291	6	0	0	383.7	477	241	215	135	206	38	45
Rockford Forest Citys	5.79	17	22	28	258	14	1	0	429.0	487	276	258	196	281	52	45
Thunder Bay Damage	6.55	20	41	8	196	41	9	1	500.3	608	364	326	223	259	48	58
Spirit Mountain Volcanoes	6.92	20	36	21	341	13	1	1	486.7	675	374	326	184	239	39	59

1979 Awards Banquet

Since it has been a while, and are still awaiting a functional awards voting program, I have decided to go ahead and divvy out the hardware this year. The Cy Young Award winners were determined using a spreadsheet that was created by someone other than myself, with a formula to pick out the deserving Cy Young Award winner. So, without further adieu:

CY YOUNG AWARD

AMERICAN LEAGUE: Phil Niekro- Eagles: 25-13 2.61 ERA 17CG

NATIONAL LEAGUE: Randy Jones-Warriors: 27-6 2.74 ERA 10CG

MVP:

AMERICAN LEAGUE: Fred Lynn-Thunder: .344/.438/.651 41HR 129RBI

NATIONAL LEAGUE: Dave Winfield-Pelicans: .341/.437/.654 47HR 134RBI

FIREMAN:

AMERICAN LEAGUE: Bruce Sutter-Moondogs: 10-4 36 SVs 1.57 ERA

NATIONAL LEAGUE: Dave Tomlin-Rats: 1-4 33 SVs 2.12 ERA

MANAGER

AMERICAN LEAGUE: Mike See-Thunder

NATIONAL LEAGUE: Don Rahn-Nationals

Congratulations to all of this year's winners!

TOTAL SPB-1 ACCUMULATED STATS

Games Played	39,164
At Bats	2,717,297
Runs Scored	341,572
Hits	696,703
Singles	508,384
Doubles	103,831
Triples	18,493
Home Runs	65,995
Runs Batted In	322,386
Walks	248,223
Strikeouts	402,303
Double Plays	63,622
Stolen Bases	32,318
Caught Stealing	16,687
Stolen Base %	65.95
Total Bases	1,035,505
AVG	0.256
OBP	0.319
SLG	0.381
Innings Pitched	703,762
Earned Runs	299,681
Earned Run Average	3.83
Saves	15,376

SPB-1 HISTORY OF #1 DRAFT PICKS



1955
Roberto Clemente
Toronto Titans



1956
Frank Robinson
Gurnee Falcons



1957
Roger Maris
Toronto Titans



1958
Orlando Cepeda
Alresford Albions



1959
Bob Gibson
Evanston Zees



1960
Juan Marichal
Gurnee Falcons



1961
Carl Yastrzemski
Flushing Rats



1962
Gaylord Perry
Nags Head Reefers



1963
Pete Rose
Rossville Cubs



1964
Luis Tiant
Nags Head Reefers



1965
Phil Niekro
Schaumburg Saxons



1966
Don Sutton
Dayton Triangles




1967
Tom Seaver
Brooklyn Wonders



1968
Nolan Ryan
Elkhart Electric Eels



1969
Al Oliver
Kenosha Eagles



1970
Bert Blyleven
Blue Ridge Mountaineers



1971
Carlton Fisk
Dayton Triangles




1972
Mike Schmidt
Glendale Cougars



1973
George Brett
Schaumburg Saxons



1974
Gary Carter
Canton Moondogs



1975
Ron Guidry
Dayton Triangles



1976
Dale Murphy
Spirit Mtn. Volcanoes



1977
Eddie Murray
B R Mountaineers



1978
Paul Molitor
KC Pit Masters



1979
Rickey Henderson
Collierstown Highlanders

History of teams' first round picks. Only teams' first pick is recorded if team had more than one 1st round pick.

	1	2	3	4	5	6
Franchise	Minors	Ducks	Cubs	Blue Sox	Wind	Saxons
	Seniors	Grays		Ducks	Mavericks	Flyers
	Thunder	Red Storm		Wonders	Electric Eels	Generals
		Nationals		Huts	Eels	Rough Riders
				Ravines	Cougars	Lynx
				Stallions	Phillies	
				G's		
				Seven		
			Conquistadors			
1955	Frank Lary	Elston Howard	Bill Virdon	Roy Face	Jim Bunning	
1956	Brooks Robinson	Rocky Colavito		Frank Malzone	Bill White	Norm Siebern
1957	Eddie Kasko	Earl Battey		Ralph Terry	Juan Pizarro	
1958	Felipe Alou	Frank Howard	Mudcat Grant	Vada Pinson	Curt Flood	Willie Kirkland
1959	Norm Sherry	Ernie Broglio		Maury Wills	Billy Williams	Zoilo Versalles
1960	Dick Ellsworth	Jim Maloney	Ron Santo			
1961		Tony Cloninger		Matty Alou	Jack Baldschun	Don Clendenon
1962	Diego Segui	Joe Pepitone		Boog Powell	Tom Tresh	Ed Charles
1963	Jimmie Hall	Al Downing	Pete Rose	Bill Freehan	Ray Culp	Willie Horton
1964	Rico Carty	Clay Carroll		Sonny Siebert	Bob Lee	Rick Wise
1965	Jim Palmer	Cesar Tovar	Catfish Hunter	Larry Dierker	Tug McGraw	Phil Niekro
1966	Fritz Peterson	Blue Moon Odom		Rick Monday	Woodie Fryman	Felix Milan
1967	Amos Otis	Gary Nolan	John Hiller	Tom Seaver	Don Wilson	Manny Sanguillen
1968		Andy Messersmith		Del Unser	Bob Watson	Freddie Patek
1969	Thurman Munson	Bill Lee	Don Money	Ed Hermann	Carlos May	
1970	Cesar Cedeno	Willie Montanez	Jerry Reuss	Ted Simmons	Bill Buckner	Ken Singleton
1971	Greg Luzinski	Doyle Alexander		Jon Matlack	Paul Splitorff	Chris Chambliss
1972			Steve Yeager	Jim Bibby	Mike Schmidt	Mike Caldwell
1973	Bake McBride	Dave Parker	Manny Trillo	Dave Winfield	Brian Downing	George Brett
1974	Sixto Lezcano	Jim Rice		John Montefusco	Rick Burleson	Jim Sundberg
1975	Willie Randolph	Chet Lemon		Jerry Mumphy	Rick Waits	John Denny
1976			Mike Flanagan			Jim Essian
1977		Alfredo Griffin	Mike Krukow	Mitchell Page	Steve Kemp	Dave Rozema
1978	Ron Hassey		Mike LaCoss		Roger Erickson	Dwayne Murphy
1979		Lamar Hoyt		Mark Clear	Jeff Reardon	Jesse Orosco

History of teams' first round picks. Only teams' first pick is recorded if team had more than one 1st round pick.

Continued

	7	8	9	10	11	12
Franchise	Cascades	Bluebirds	Black Sox	Flyers	Knights	Tigers
	High Cabal	Albions		Pelicans	Express	
	BlueClaws	Zees		Glaciers	Empires	
	Straights	Beach Boys		Volcanoes	Venom	
	Smokies	Stars			Triangles	
	Chiefs	Catfish				
	Blue Sox					
	Hoosiers					
1955	Dick Donovan	Sandy Koufax	Hector Lopez	Dick Groat	Harmon Killebrew	
1956	Cal McLish	Lindy McDaniel	Luis Aparicio	Don Drysdale		Turk Lown
1957	Billy O'Dell	Woodie Held	Jim Landis		Jack Sanford	Don Elston
1958	Jim Davenport	Orlando Cepeda	Dick Stuart	Bob Allison	Milt Pappas	Johnny Callison
1959	John Romano	Bob Gibson	Jack Fisher	Norm Cash	George Altman	Jim O'Toole
1960	Dick McCauliffe	Ray Sadecki	Steve Barber	Tommy Davis	Chris Short	
1961	Al McBean	Tim McCarver	Tom Haller			Ron Perranoski
1962	Don Lock	Steve Hamilton	Joe Horlen		Dennis Menke	
1963	Denny McLain	Tommy Harper	Rusty Staub	Ron Hunt		Don Buford
1964	Tony Oliva	Mel Stottlemyre	Tony Conigliaro	Tony Horton		Wally Bunker
1965	Don Kessinger	Rico Petrocelli		Jose Cardenal	Steve Carlton	Paul Blair
1966	Lee May	Reggie Smith	Jim McGlothin	Randy Hundley	Don Sutton	Bill Hands
1967	Reggie Jackson	Bill Singer	Jerry Koosman	Rod Carew	Sparky Lyle	Mike Andrews
1968	Wayne Granger	Dock Ellis	Graig Nettles	Mike Torrez	Bill Melton	Bob Moose
1969	Oscar Gamble	Chuck Taylor	Bill Russell		Ted Sizemore	Gary Gentry
1970	Mickey Rivers	Bernie Carbo	Bobby Grich	Dusty Baker		Ken Forsch
1971	Toby Harrah	Roger Metzger	Darrell Porter	Cecil Cooper	Carlton Fisk	Dave Kingman
1972	Jorge Orta	Buddy Bell	Dwight Evans	Johnny Grubb		
1973	Doc Medich	Al Bumbry		Enos Cabell	Dan Driessen	Randy Jones
1974	Ron LeFlore	Mike Hargrove	Larry Parrish	Bob Forsch	Robin Yount	Ed Figueroa
1975	Tom Underwood	Kent Tekulve	Ellis Valentine	Roy Smalley	Ron Guidry	Dennis Eckersley
1976	Dennis Martinez	Garry Templeton		Dale Murphy	Bob Knepper	
1977	Willie Wilson	Ed Whitson	Terry Puhl	Floyd Bannister		
1978	Ozzie Smith	Bob Welch	Lonnie Smith	Bob Horner		Danny Darwin
1979	Charlie Liebrandt	Tony Bernazard	Dan Petry	Tim Raines		Dave Righetti

History of teams' first round picks. Only teams' first pick is recorded if team had more than one 1st round pick.

Continued

	13	14	15	16	17	18
Franchise	Falcons	Titans	River Rats	Stingers	Americans	Reefers
	Voyageurs	Rifles	Rats	Spiders	Peaches	Forest Citys
	Blue Sox	Tarantulas			Fog	
	Legends	Peppers			Torreros	
	Dukes				Tourists	
	Fourteeneers					
	Highlanders					
1955	Ken Boyer	Roberto Clemente				
1956	Frank Robinson	V.B. Mizell				
1957	Turk Ferrell	Roger maris				
1958	Jim Monboquette	Bob Shaw				
1959	Jim Perry	Willie McCovey				
1960	Juan Marichal	Jack Kralick				
1961	Bobby Bolin	Bob Rodgers	Carl Yastrzemski	Joe Torre		
1962	Dick Radatz	Max Alvis	Lou Brock	Bob Veale	Sam McDowell	Gaylord Perry
1963	Vic Davillo	Tommy John	Joe Morgan	Mickey Lolich	Gary Peters	Jimmy Wynn
1964			Tony Perez	Dick Allen	Jim Ray Hart	Luis Tiant
1965	Jim Lefebvre	Davey Johnson	Jim Longborg		Glen Beckert	Bobby Murcer
1966	Clyde Wright	Dick Bosman	George Scott	Stan Bahnsen	Fergie Jenkins	Ken Holtzman
1967		Doug Rader	Johnny Bench	Joe Rudi	Sal Bando	Joe Coleman
1968	Jack Billingham	Hal McRae	Tom Hall	George Mitterwald	Bobby Bonds	Jim Spencer
1969	Rollie Fingers	Richie Hebner	Ken Brett	Gene Tenace	Dave Cash	Ralph Garr
1970	Don Gullett		Steve Garvey	Jose Cruz	George Foster	John Mayberry
1971	Jeff Burroughs	Steve Braun	Richie Zisk	Jim Barr	Ben Oglivie	Ross Grimsley
1972	Davey Lopes	Garry Maddox	Ken Reitz	Dick Tidrow	Lynn McGlothen	Rich Gossage
1973	Steve Rogers	Doug DeCinces	Doug Bird	Andre Thornton	Dick Rutven	Bill Campbell
1974	Dennis Leonard	Keith Hernandez	Ed Halicki	Geoff Zahn	Claudell Washington	Gary Lavelle
1975	Doug Flynn	John Candelaria	Dan Ford	Rick Manning	John Stearns	Ivan DeJesus
1976	Joaquin Andujar	Butch Wynegar		Wayne Gross		Larry Herndon
1977	Lance Parrish	Gene Sorensen	Gene Richards	Bob Stanley	Bob Shirley	Lou Whitaker
1978	Ron Oester	Terry Kennedy	Scott Sanderson	Don Robinson	Glenn Hubbard	Rick Sutcliffe
1979	Rickey Henderson	Rich Dotson	Tommy Herr	John Tudor	Dave Steib	Bill Gullickson

History of teams' first round picks. Only teams' first pick is recorded if team had more than one 1st round pick.

Continued

	19	20	21	22	23	24
Franchise	Eagles	Millers	Ravens	Mountains	Bowmen	Damage
		Robustos	Red Streaks	Mountaineers	Pit Masters	
		Millers	Bombers		Braves	
		Replacements	Moondogs		Barking Owls	
		Dodgers	River Flames			
		Pelicans				
		Pine Barons				
1955						
1956						
1957						
1958						
1959						
1960						
1961						
1962						
1963						
1964						
1965						
1966						
1967						
1968						
1969	Al Oliver	Larry Hisle	Vida Blue	Darrell Evans		
1970	Larry Bowa	Wayne Simpson	Charlie Hough	Bert Blyleven		
1971	George Hendrick		Chris Speier	Burt Hooton		
1972	Ron Cey	Derrel Thomas	Rick Reuschel	Gary Matthews		
1973	Ken Griffey	Frank Tanana	Gorman Thomas	Frank White		
1974	Phil Garner	Fred Lynn	Gary Carter	Al Cowens		
1975		Rick Rhoden	Jack Clark	Tippy Martinez		
1976	Lee Mazilli	Andre Dawson	Bruce Sutter	Jason Thompson		
1977	Scott McGregor	Bump Wills	Mario Soto	Tony Armas	Alan Trammell	Jack Morris
1978	Shane Rawley	Johnnie LaMaster	Pedro Guerrero	Mike Heath	Paul Molitor	Dave Stewart
1979	John Castino	Brian Harper	Dickie Thon	Dan Quisenberry	Kirk Gibson	

SPB-1 MANAGERIAL RECORDS

The following two pages outlines all of the managerial records since the Inception of SPB-1

WINS

Gary Plunkitt	2310
Rick Ryan	2137
John Ungashick	2030
John Turnbull	1901
Steve Ehresman	1696
Joe Dezarlo	1626
Chris Williams	1569
Don Zminda	1439
Jim Wheeler	1429
Mike See	1324

LOSSES

John Turnbull	2257
John Ungashick	2128
Rick Ryan	2021
Gary Plunkitt	1848
Steve Ehresman	1499
Joe Dezarlo	1454
Jim Wheeler	1433
Don Zminda	1383
Chris Williams	1348
Paul Kenyon	1116

WINNING PCT

	%
Stan Barkun	0.633
Mike See	0.629
John Dewan	0.576
Bob Calicchia	0.574
Greg Stillwagon	0.566
Andy Langert	0.561
Gary Plunkitt	0.556
Mike Cascarano	0.550
Marshall Tom	0.543
Tom Falduto	0.540

WINNING SEASONS

Gary Plunkitt	19
Rick Ryan	15
Chris Williams	13
John Ungashick	12
Mike See	11
Terry Baxter	11
Steve Ehresman	11
Joe Dezarlo	11
Tom Falduto	9
Rich Applegate	9
Jim Wheeler	9

SPB-1 MANAGERIAL RECORDS

MANAGER	WON	LOSS	%	90 W	WS	DIV	LG
Gary Plunkitt	2310	1848	0.556	14	19	7	2
Rick Ryan	2137	2021	0.514	9	15	3	0
John Ungashick	2030	2128	0.488	4	12	0	0
John Turnbull	1901	2257	0.457	3	7	1	0
Steve Ehresman	1696	1499	0.531	9	11	2	0
Joe Dezarlo	1626	1454	0.528	9	11	7	3
Chris Williams	1569	1348	0.538	9	13	6	3
Don Zminda	1439	1383	0.510	6	8	3	1
Jim Wheeler	1429	1433	0.499	2	9	1	0
Mike See	1324	782	0.629	11	11	8	2
Terry Baxter	1221	1047	0.538	6	11	2	1
Rich Applegate	1191	1077	0.525	7	9	4	0
Paul Kenyon	1112	1116	0.499	4	7	3	0
Tom Falduto	1020	870	0.540	4	9	2	0
Mike Cascarano	950	778	0.550	3	6	3	3
Dave Lauer	865	835	0.509	3	4	0	0
Bob Calicchia	834	619	0.574	4	8	3	0
Steve Brunner	810	972	0.455	2	3	1	0
Ron Peterson	805	815	0.497	1	5	1	0
Don Rahn	771	687	0.529	4	4	3	1
Greg Stillwagon	735	563	0.566	6	7	1	1
Marc Hollingsworth	713	909	0.440	0	3	0	0
Bob Buonaccorsi	687	747	0.479	0	3	0	0
Mike Boling	687	771	0.471	2	2	0	0
Peter Reoch	678	729	0.482	1	2	0	0
Lou Ross	651	591	0.524	2	5	0	0
Frank Papp	611	631	0.492	0	4	0	0
Lynn Miller	584	712	0.451	0	2	1	1
Albert Schweitzer	536	760	0.414	0	0	0	0
Marc Robinson	469	827	0.362	0	0	0	0

MANAGER	WON	LOSS	%	90 W	WS	DIV	LG
Bill Linn	428	382	0.528	2	4	2	0
Tom Kackley	422	657	0.391	1	1	0	0
Vern Easley	372	400	0.482	1	1	0	0
Tim Johnson	372	438	0.459	0	0	0	0
Andy Langert	347	271	0.561	1	4	1	0
Steve Lehman	340	470	0.420	0	0	0	0
Vin Onstott	318	330	0.491	1	1	0	0
Jeff Nicholson	283	343	0.452	0	2	0	0
John Dewan	280	206	0.576	3	3	2	0
Rod Witten	253	395	0.390	0	1	0	0
Mace Matayc	249	237	0.512	1	1	1	0
Greg Henning	236	250	0.486	1	1	0	0
Bill Lanke	230	256	0.473	0	1	0	0
Jerry Cada	217	269	0.447	0	1	0	0
Stan Barkun	205	119	0.633	2	2	2	0
Marshall Tom	176	148	0.543	1	1	0	0
Jerry Anderson	153	171	0.472	0	1	0	0
Rob Capizzano	150	336	0.309	0	0	0	0
Greg Nolen	94	123	0.433	0	0	0	0
Wade Mitchell	87	75	0.537	0	1	0	0
Mike Clark	75	87	0.463	0	0	0	0
Red Sears	66	88	0.429	0	0	0	0
John Moore	64	98	0.395	0	0	0	0
George Kaldis	60	116	0.341	0	0	0	0
David Ball	60	102	0.370	0	0	0	0
Bob Gibson	58	104	0.358	0	0	0	0
Chuck Partington	54	108	0.333	0	0	0	0
John Measor	54	108	0.333	0	0	0	0
John Cusack	47	115	0.290	0	0	0	0
Mike Borges	9	16	0.360	0	0	0	0

90W=90 win season **WS**-Winning Season **DIV**-Division title **LG**-League Champ

SPB-1 TRADES

If there is one thing this league likes to do, it's trade. Some have it down to an art form. Listed below to the best of my knowledge is the total number of SPB-1 trades for each manager who has played in SPB-1

Ryan	294	Calicchia	25	Measor	4
Ehresman	191	Ross	24	Anderson	4
Lauer	161	Boling	23	Dewan	4
See	154	Miller	23	Johnson	4
Plunkitt	150	Onstott	22	Capizzano	4
Turnbull	121	Kackley	20	Condon	3
Dezarlo	89	Schwietzer	20	Langert	3
Ungashick	83	Cascarano	18	Mitchell	3
Baxter	70	Applegate	17	Barkun	3
Wheeler	67	Peterson	17	Kaldis	2
Brunner	50	Lanke	15	Linn	2
Falduto	46	Nicholson	14	Moore	3
Kenyon	46	Lehman	13	Easley	1
Hollingsworth	43	Matayc	13	Henning	1
Robinson	40	Cada	10	Lueck	1
Zminda	39	Ball	7	Borges	1
Rahn	36	Tom	7		
Buonaccorsi	31	Nolen	6		
Williams	30	Partington	6		
		Papp	5		

“Trader Rick” lives up to his name, but Mike See has made a rapid ascent up the list having only been in 13 SPB-1 seasons. I think all but one of Dave Lauer’s trades has involved a draft pick 😊

**NOTE: CURRENT AS OF 31 March 2017*

SPB-1 World Series Results

YEAR	LEAGUE CHAMPION		GAMES	RUNNER -UP	
	TEAM	MANAGER		TEAM	MANAGER
1954	Heartland Bluebirds	Andrew Langert	unknown	Mountain Park Minors	Vern Easley
1955	Schaumburg Saxons	Tom Falduto	unknown	Frankfort Tigers	Gary Plunkitt
1956	High Desert Mavericks	Mike Cascarano	4-0	Frankfort Tigers	Gary Plunkitt
1957	Rossville Cubs	Rick Ryan	4-0	Gurnee Falcons	Frank Papp
1958	Schaumburg Saxons	Tom Falduto	4-1	Frankfort Tigers	Gary Plunkitt
1959	Rossmoor Rifles	Bob Calicchia	4-2	Lafayette Blue Sox	Steve Ehresman
1960	Rossmoor Rifles	Bob Calicchia	4-3	Lincoln Grays	Paul Kenyon
1961	Frankfort Tigers	Gary Plunkitt	4-3	Alma Rifles	Bill Linn
1962	High Desert Mavericks	Mike Cascarano	4-1	Hatteras Pelicans	Jim Wheeler
1963	High Desert Mavericks	Mike Cascarano	4-2	Lincoln Grays	Paul Kenyon
1964	Elkhart Electric Eels	Lynn Miller	4-3	Cleveland Spiders	Chris Williams
1965	Frankfort Tigers	Gary Plunkitt	4-3	Alma Rifles	Bill Linn
1966	Cleveland Spiders	Chris Williams	4-3	Alma Rifles	Bill Linn
1967	Rockford Forest Citys	Terry Baxter	4-2	Mackinaw Straights	Greg Stillwagon
1968	Hollywood Stars	Don Zminda	4-3	Flushing Rats	Joe Dezarlo
1969	Lincoln Grays	Greg Stillwagon	4-3	Hollywood Stars	Don Zminda
1970	Hollywood Stars	Don Zminda	4-3	Flushing Rats	Joe Dezarlo
1971	Flushing Rats	Joe Dezarlo	4-1	Las Vegas Thunder	Mike See
1972	Cleveland Spiders	Chris Williams	4-3	Flushing Rats	Joe Dezarlo
1973	Flushing Rats	Joe Dezarlo	4-3	Lafayette Chiefs	Steve Ehresman
1974	Flushing Rats	Joe Dezarlo	4-3	Las Vegas Thunder	Mike See
1975	Las Vegas Thunder	Mike See	4-3	Frankfort Tigers	Gary Plunkitt
1976	Niskayuna Nationals	Don Rahn	4-3	Las Vegas Thunder	Mike See
1977	Las Vegas Thunder	Mike See	4-1	Rossville Cubs	Rick Ryan
1978	Las Vegas Thunder	Mike See	4-1	Niskayuna Nationals	Don Rahn
1979	Cleveland Spiders	Chris Williams	4-3	Las Vegas Thunder	Mike See

SPB-1 TITLES

Las Vegas Thunder	3
High Desert Mavericks	3
Cleveland Spiders	3
Flushing Rats	3
Hollywood Stars	2
Frankfort Tigers	2
Rossmoor Rifles	2
Schaumburg Saxons	2

SPB-1 TITLES

Rockford Forest Citys	1
Lincoln Grays	1
Niskayuna Nationals	1
Heartland Bluebirds	1
Rossville Cubs	1
Elkhart Electric Eels	1

SPB-1 Franchise Timeline

	1954	1955	1956	1957
01	Mountain Park Minors Vern Easley	Mountain Park Minors Vern Easley	Mountain Park Minors Vern Easley	Mountain Park Minors Vern Easley
02	Dayton Ducks Jeff Nicholson	Dayton Ducks Jeff Nicholson	Rhode Island Grays Paul Kenyon	Rhode Island Grays Paul Kenyon
03	Rossville Cubs Rick Ryan	Rossville Cubs Rick Ryan	Rossville Cubs Rick Ryan	Rossville Cubs Rick Ryan
04	Lafayette Blue Sox Steve Ehresman	Lafayette Blue Sox Steve Ehresman	Lafayette Blue Sox Steve Ehresman	Lafayette Blue Sox Steve Ehresman
05	Quartz Hill Wind Mike Cascarano	Quartz Hill Wind Mike Cascarano	High Desert Mavericks Mike Cascarano	High Desert Mavericks Mike Cascarano
06	Schaumburg Saxons Tom Falduto	Schaumburg Saxons Tom Falduto	Schaumburg Saxons Tom Falduto	Schaumburg Saxons Tom Falduto
07	Pacific Cascades Lou Ross	Pacific Cascades Lou Ross	Pacific Cascades Lou Ross	Pacific Cascades Lou Ross
08	Heartland Bluebirds Andy Langert	Heartland Bluebirds Andy Langert	Heartland Bluebirds Andy Langert	Heartland Bluebirds Andy Langert
09	Evanston Black Sox John Ungashick	Evanston Black Sox John Ungashick	Evanston Black Sox John Ungashick	Evanston Black Sox John Ungashick
10	Dayton Flyers Jim Wheeler	Dayton Flyers Jim Wheeler	Dayton Flyers Jim Wheeler	Hatteras Pelicans Jim Wheeler
11	Nebraska Knights John Turnbull	Nebraska Knights John Turnbull	Nebraska Knights John Turnbull	Nebraska Knights John Turnbull
12	Frankfort Tigers Gary Plunkitt	Frankfort Tigers Gary Plunkitt	Frankfort Tigers Gary Plunkitt	Frankfort Tigers Gary Plunkitt
13	Gurnee Falcons Frank Papp	Gurnee Falcons Frank Papp	Gurnee Falcons Frank Papp	Gurnee Falcons Frank Papp
14	Totonto Titans George Kaldis	Totonto Titans George Kaldis	Toronto Titans Red Sears	Springfield Rifles Bob Calicchia
15				
16				
17				
18				
19				
20				
21				
22				

SPB-1 Franchise Timeline

	1958	1959	1960	1961
01	Smithfield Seniors Bob Buonaccorsi	Smithfield Seniors Bob Buonaccorsi	Smithfield Seniors Bob Buonaccorsi	Smithfield Seniors Bob Buonaccorsi
02	Rhode Island Grays Paul Kenyon	Lincoln Grays Paul Kenyon	Lincoln Grays Paul Kenyon	Lincoln Grays Paul Kenyon
03	Rossville Cubs Rick Ryan	Rossville Cubs Rick Ryan	Rossville Cubs Rick Ryan	Rossville Cubs Rick Ryan
04	Lafayette Blue Sox Steve Ehresman	Lafayette Blue Sox Steve Ehresman	Dayton Ducks Jeff Nicholson	Dayton Ducks Jeff Nicholson
05	High Desert Mavericks Mike Cascarano	High Desert Mavericks Mike Cascarano	High Desert Mavericks Mike Cascarano	High Desert Mavericks Mike Cascarano
06	Schaumburg Saxons Tom Falduto	Schaumburg Saxons Tom Falduto	Schaumburg Saxons Tom Falduto	Schaumburg Saxons Tom Falduto
07	Pacific Cascades Lou Ross	Pacific Cascades Lou Ross	Pacific Cascades Lou Ross	Pacific Cascades Lou Ross
08	Alresford Albions Mike Borges	Evanston Zees Don Zminda	Evanston Zees Don Zminda	Evanston Zees Don Zminda
09	Evanston Black Sox John Ungashick	Evanston Black Sox John Ungashick	Evanston Black Sox John Ungashick	Evanston Black Sox John Ungashick
10	Hatteras Pelicans Jim Wheeler	Hatteras Pelicans Jim Wheeler	Hatteras Pelicans Jim Wheeler	Hatteras Pelicans Jim Wheeler
11	Orient Express John Turnbull	Albany Empires John Turnbull	Albany Empires John Turnbull	Albany Empires John Turnbull
12	Frankfort Tigers Gary Plunkitt	Frankfort Tigers Gary Plunkitt	Frankfort Tigers Gary Plunkitt	Frankfort Tigers Gary Plunkitt
13	Gurnee Falcons Frank Papp	Gurnee Falcons Frank Papp	Gurnee Falcons Frank Papp	Gurnee Falcons Frank Papp
14	Springfield Rifles Bob Calicchia	Rossmoor Rifles Bob Calicchia	Rossmoor Rifles Bob Calicchia	Rossmoor Rifles Bob Calicchia
15				South River Rats Joe DeZarlo
16				Perrysburg Stingers Chuck Partington
17				
18				
19				
20				
21				
22				

SPB-1 Franchise Timeline

	1962	1963	1964	1965
01	Smithfield Seniors Bob Buonaccorsi	Smithfield Seniors Bob Buonaccorsi	Smithfield Seniors Bob Buonaccorsi	Smithfield Seniors Bob Buonaccorsi
02	Lincoln Grays Paul Kenyon	Lincoln Grays Paul Kenyon	Lincoln Grays Paul Kenyon	Lincoln Grays Paul Kenyon
03	Rossville Cubs Rick Ryan	Rossville Cubs Rick Ryan	Rossville Cubs Rick Ryan	Rossville Cubs Rick Ryan
04	Brooklyn Wonders Pete Reoch	Brooklyn Wonders Pete Reoch	Brooklyn Wonders Pete Reoch	Brooklyn Wonders Pete Reoch
05	High Desert Mavericks Mike Cascarano	High Desert Mavericks Mike Cascarano	Lynn Miller Elkhart Electric Eels	Elkhart Electric Eels Lynn Miller
06	Schaumburg Saxons Tom Falduto	Schaumburg Saxons Tom Falduto	Schaumburg Saxons Tom Falduto	Schaumburg Saxons Tom Falduto
07	Barnegat Bay High Cabal Albert Schwietzer	Barnegat Bay Blueclaws Albert Schwietzer	Mackinaw Straights Greg Stillwagon	Mackinaw Straights Greg Stillwagon
08	Evanston Zees Don Zminda	Los Angeles Beach Boys Don Zminda	Hollywood Stars Don Zminda	Hollywood Stars Don Zminda
09	Evanston Black Sox John Ungashick	Evanston Black Sox John Ungashick	Evanston Black Sox John Ungashick	Evanston Black Sox John Ungashick
10	Hatteras Pelicans Jim Wheeler	Hatteras Pelicans Jim Wheeler	Hatteras Pelicans Jim Wheeler	Hatteras Pelicans Jim Wheeler
11	Albany Empires John Turnbull	Arizona Venom John Turnbull	Arizona Venom John Turnbull	Arizona Venom John Turnbull
12	Frankfort Tigers Gary Plunkitt	Frankfort Tigers Gary Plunkitt	Frankfort Tigers Gary Plunkitt	Frankfort Tigers Gary Plunkitt
13	Wabash River Voyaguers Steve Ehresman	Wabash River Voyaguers Steve Ehresman	Wabash River Voyaguers Steve Ehresman	Lafayette Blue Sox Steve Ehresman
14	Rossmoor Rifles Bob Calicchia	Rossmoor Rifles Bob Calicchia	Alma Rifles Bill Linn	Alma Rifles Bill Linn
15	South River Rats Joe DeZarlo	South River Rats Joe DeZarlo	South River Rats Joe DeZarlo	South River Rats Joe DeZarlo
16	Cleveland Spiders Chris Williams	Cleveland Spiders Chris Williams	Cleveland Spiders Chris Williams	Cleveland Spiders Chris Williams
17	Indianapolis Americans David Ball	Macon Peaches Mike Clark	East Bay Fog Marshall Tom	San Diego Toreros Bob Gibson
18	Nags Head Reefers Rod Witten	Nags Head Reefers Rod Witten	Nags Head Reefers Rod Witten	Rockford Forest Citys Terry Baxter
19				
20				
21				
22				

SPB-1 Franchise Timeline

	1966	1967	1968	1969
01	Smithfield Seniors Bob Buonaccorsi	Las Vegas Thunder Mike See	Las Vegas Thunder Mike See	Las Vegas Thunder Mike See
02	Lincoln Grays Paul Kenyon	Lincoln Grays Paul Kenyon	Lincoln Grays Paul Kenyon	Lincoln Grays Paul Kenyon
03	Rossville Cubs Rick Ryan	Rossville Cubs Rick Ryan	Rossville Cubs Rick Ryan	Rossville Cubs Rick Ryan
04	Brooklyn Wonders Pete Reoch	Brooklyn Wonders Pete Reoch	Terre Haute Huts Bill Lanke	Wabash Ravines Bill Lanke
05	Elkhart Electric Eels Lynn Miller	Elkhart Electric Eels Lynn Miller	Elkhart Electric Eels Lynn Miller	Elkhart Electric Eels Lynn Miller
06	Schaumburg Saxons Tim Johnson	Schaumburg Saxons Tim Johnson	Schaumburg Saxons Tim Johnson	Schaumburg Saxons Tim Johnson
07	Mackinaw Straights Greg Stillwagon	Mackinaw Straights Greg Stillwagon	Mackinaw Straights Greg Stillwagon	Tennessee Smokies Wade Mitchell
08	Hollywood Stars Don Zminda	Hollywood Stars Don Zminda	Hollywood Stars Don Zminda	Hollywood Stars Don Zminda
09	Evanston Black Sox John Ungashick	Evanston Black Sox John Ungashick	Evanston Black Sox John Ungashick	Evanston Black Sox John Ungashick
10	Pocono Pelicans Jim Wheeler	Pocono Pelicans Jim Wheeler	Pocono Pelicans Jim Wheeler	Pocono Pelicans Jim Wheeler
11	Dayton Triangles John Turnbull	Dayton Triangles John Turnbull	Dayton Triangles John Turnbull	Dayton Triangles John Turnbull
12	Frankfort Tigers Gary Plunkitt	Frankfort Tigers Gary Plunkitt	Frankfort Tigers Gary Plunkitt	Frankfort Tigers Gary Plunkitt
13	Lafayette Blue Sox Steve Ehresman	Lafayette Blue Sox Steve Ehresman	Lafayette Blue Sox Steve Ehresman	Cooperstown Legends Jerry Cada
14	Alma Rifles Bill Linn	Alma Rifles Bill Linn	Alma Rifles Bill Linn	Las Vegas Tarantulas Marshall Tom
15	Flushing Rats Joe DeZarlo	Flushing Rats Joe DeZarlo	Flushing Rats Joe DeZarlo	Flushing Rats Joe DeZarlo
16	Cleveland Spiders Chris Williams	Cleveland Spiders Chris Williams	Cleveland Spiders Chris Williams	Cleveland Spiders Chris Williams
17	Ashville Tourists Rich Applegate	Ashville Tourists Rich Applegate	Ashville Tourists Rich Applegate	Ashville Tourists Rich Applegate
18	Rockford Forest Citys Terry Baxter	Rockford Forest Citys Terry Baxter	Rockford Forest Citys Terry Baxter	Rockford Forest Citys Terry Baxter
19		Kenosha Eagles David Lauer	Kenosha Eagles David Lauer	Kenosha Eagles David Lauer
20		Minneapolis Millers Vince Onstott	Habana Robustos Marc Robinson	Habana Robustos Marc Robinson
21		Chicago Ravens John Cuasck	Chicago Ravens John Cuasck	Chicago Ravens John Cusack
22		Kennesaw Mountains Richard Pearson	Blue Ridge Mountaineers Steve Brunner	Blue Ridge Mountaineers Steve Brunner

SPB-1 Franchise Timeline

	1970	1971	1972	1973
01	Las Vegas Thunder Mike See	Las Vegas Thunder Mike See	Las Vegas Thunder Mike See	Las Vegas Thunder Mike See
02	Lincoln Tunnel Greg Stillwagon	Niskayuna Red Storm Don Rahn	Niskayuna Red Storm Don Rahn	Niskayuna Red Storm Don Rahn
03	Rossville Cubs Rick Ryan	Rossville Cubs Rick Ryan	Rossville Cubs Rick Ryan	Rossville Cubs Rick Ryan
04	Wabash Ravines Bill Lanke	Baltimore Stallions Greg Henning	Baltimore Stallions Greg Henning	Baltimore Stallions Greg Henning
05	Elkhart Electric Eels Lynn Miller	Elkhart Eels Lynn Miller	Glendale Cougars Mike Cascarano	Piemont Phillies Don Brenner/Mike Boling
06	Schaumburg Saxons Tim Johnson	Schaumburg Saxons Vin Onstott	Schaumburg Saxons Vin Onstott	Schaumburg Saxons Vin Onstott
07	Lafayette Chiefs Steve Ehresman	Lafayette Chiefs Steve Ehresman	Lafayette Chiefs Steve Ehresman	Lafayette Chiefs Steve Ehresman
08	Hollywood Stars Don Zminda	Hollywood Stars Don Zminda	Hollywood Stars Don Zminda	Hollywood Stars Don Zminda
09	Evanston Black Sox John Ungashick	Evanston Black Sox John Ungashick	Evanston Black Sox John Ungashick	Evanston Black Sox John Ungashick
10	Cascade Glaciers Marc Hollingsworth	Spirit Mountain Volcanoes Marc Hollingsworth	Spirit Mountain Volcanoes Marc Hollingsworth	Spirit Mountain Volcanoes Marc Hollingsworth
11	Dayton Triangles John Turnbull	Dayton Triangles John Turnbull	Dayton Triangles John Turnbull	Dayton Triangles John Turnbull
12	Frankfort Tigers Gary Plunkitt	Frankfort Tigers Gary Plunkitt	Frankfort Tigers Gary Plunkitt	Frankfort Tigers Gary Plunkitt
13	Amboy Dukes Albert Schweitzer	Amboy Dukes Albert Schweitzer	Amboy Dukes Albert Schweitzer	Amboy Dukes Albert Schweitzer
14	Fairfax Peppers Ron Peterson	Fairfax Peppers Ron Peterson	Fairfax Peppers Ron Peterson	Fairfax Peppers Ron Peterson
15	Flushing Rats Joe DeZarlo	Flushing Rats Joe DeZarlo	Flushing Rats Joe DeZarlo	Flushing Rats Joe DeZarlo
16	Cleveland Spiders Chris Williams	Cleveland Spiders Chris Williams	Cleveland Spiders Chris Williams	Cleveland Spiders Chris Williams
17	Ashville Tourists Rich Applegate	Ashville Tourists Rich Applegate	Ashville Tourists Rich Applegate	Ashville Tourists Rich Applegate
18	Rockford Forest Citys Terry Baxter	Rockford Forest Citys Terry Baxter	Rockford Forest Citys Terry Baxter	Rockford Forest Citys Terry Baxter
19	Kenosha Eagles David Lauer	Kenosha Eagles David Lauer	Kenosha Eagles David Lauer	Kenosha Eagles David Lauer
20	Habana Robustos Marc Robinson	Mill City Millers Marc Robinson	Twin City Replacements Marc Robinson	Twin City Replacements Marc Robinson
21	KC Red Streaks Mike Boling	KC Red Streaks Mike Boling	KC Bombers Bob Calicchia	KC Bombers Bob Calicchia/Tom Kackley
22	Blue Ridge Mountaineers Steve Brunner	Blue Ridge Mountaineers Steve Brunner	Blue Ridge Mountaineers Steve Brunner	Blue Ridge Mountaineers Steve Brunner
23				
24				

SPB-1 Franchise Timeline

	1974	1975	1976	1977
01	Las Vegas Thunder Mike See	Las Vegas Thunder Mike See	Las Vegas Thunder Mike See	Las Vegas Thunder Mike See
02	Niskayuna Red Storm Don Rahn	Niskayuna Nationals Don Rahn	Niskayuna Nationals Don Rahn	Niskayuna Nationals Don Rahn
03	Rossville Cubs Rick Ryan	Rossville Cubs Rick Ryan	Rossville Cubs Rick Ryan	Rossville Cubs Rick Ryan
04	Gonzaga G's John Dewan	Gonzaga G's John Dewan	Gonzaga G's John Dewan	Wabash 7/SD Conquistadors Bill Lanke/Mace Matayc
05	Terre Haute Phillies Mike Boling	Terre Haute Phillies Mike Boling	Terre Haute Phillies Mike Boling	Terre Haute Phillies Mike Boling
06	Schaumburg Saxons Vin Onstott	Schaumburg Saxons Onstott/Greg Stillwagon	Schaumburg Saxons Greg Stillwagon	Dayton Flyers Jim Wheeler
07	Lafayette Chiefs Steve Ehresman	Laf Blu Sx/Blmtn Hsiers S.Ehresman/S.Lehman	Bloomington Hoosiers Steve Lehman	Bloomington Hoosiers Steve Lehman
08	Hollywood Stars Don Zminda	Hollywood Stars Don Zminda	Hollywood Stars Jerry Cada	Hollywood Stars Jerry Cada
09	Evanston Black Sox John Ungashick	Evanston Black Sox John Ungashick	Evanston Black Sox John Ungashick	Evanston Black Sox John Ungashick
10	Spirit Mountain Volcanoes Marc Hollingsworth	Spirit Mountain Volcanoes Marc Hollingsworth	Spirit Mountain Volcanoes Marc Hollingsworth	Spirit Mountain Volcanoes Marc Hollingsworth
11	Dayton Triangles John Turnbull	Dayton Triangles John Turnbull	Dayton Triangles John Turnbull	Dayton Triangles John Turnbull
12	Frankfort Tigers Gary Plunkitt	Frankfort Tigers Gary Plunkitt	Frankfort Tigers Gary Plunkitt	Frankfort Tigers Gary Plunkitt
13	Amboy Dukes Albert Schweitzer	Amboy Dukes Albert Schweitzer	Amboy Dukes Albert Schweitzer	Colorado Fourteeneers Jerry Anderson
14	Fairfax Peppers Ron Peterson	Fairfax Peppers Ron Peterson	Fairfax Peppers Ron Peterson	Fairfax Peppers Ron Peterson
15	Flushing Rats Joe DeZarlo	Flushing Rats Joe DeZarlo	Flushing Rats Joe DeZarlo	Flushing Rats Joe DeZarlo
16	Cleveland Spiders Chris Williams	Cleveland Spiders Chris Williams	Cleveland Spiders Chris Williams	Cleveland Spiders Chris Williams
17	Ashville Tourists Rich Applegate	Ashville Tourists Rich Applegate	Ashville Tourists Rich Applegate	Ashville Tourists Rich Applegate
18	Rockford Forest Citys Terry Baxter	Rockford Forest Citys Terry Baxter	Rockford Forest Citys Terry Baxter	Rockford Forest Citys Terry Baxter
19	Kenosha Eagles David Lauer	Kenosha Eagles David Lauer	Kenosha Eagles David Lauer	Kenosha Eagles David Lauer
20	Twin City Replacements Marc Robinson	Wilmont Dodgers Greg Nolen	Wilmont Dodgers Nolen/Peter Reoch	Wilmont Dodgers Peter Reoch
21	Canton Moondogs Tom Kackley	Canton Moondogs Tom Kackley	Canton Moondogs Tom Kackley	Canton Moondogs Tom Kackley
22	Blue Ridge Mountaineers Steve Brunner	Blue Ridge Mountaineers Steve Brunner	Blue Ridge Mountaineers Steve Brunner	Blue Ridge Mountaineers Steve Brunner
23				Esgaroth Bowmen Jim Condon
24				Thunder Bay Damage Rob Capizzano

SPB-1 Franchise Timeline

	1978	1979
01	Las Vegas Thunder Mike See	Las Vegas Thunder Mike See
02	Niskayuna Nationals Don Rahn	Niskayuna Nationals Don Rahn
03	Rossville Cubs Rick Ryan	Rossville Cubs Rick Ryan
04	SD Conquistadors Mace Matayc	SD Conquistadors Mace Matayc
05	Terre Haute Phillies Mike Boling	Terre Haute Phillies Mike Boling
06	Sum Gen./Ott Rough Rdrs M.Leuck/S.Barkun	Ottawa Lynx Stan Barkun
07	Bloomington Hoosiers Steve Lehman	Bloomington Hoosiers Steve Lehman
08	Wabash River Catfish Steve Ehresman	Wabash River Catfish Steve Ehresman
09	Evanston Black Sox John Ungashick	Evanston Black Sox John Ungashick
10	Spirit Mountain Volcanoes Marc Hollingsworth	Spirit Mountain Volcanoes Marc Hollingsworth
11	Dayton Triangles John Turnbull	Dayton Triangles John Turnbull
12	Frankfort Tigers Gary Plunkitt	Frankfort Tigers Gary Plunkitt
13	Colorado Fourteeneers Jerry Anderson	Collierstown Highlanders John Moore
14	Fairfax Peppers Ron Peterson	Fairfax Peppers Ron Peterson
15	Flushing Rats Joe DeZarlo	Flushing Rats Joe DeZarlo
16	Cleveland Spiders Chris Williams	Cleveland Spiders Chris Williams
17	Ashville Tourists Rich Applegate	Ashville Tourists Rich Applegate
18	Rockford Forest Citys Terry Baxter	Rockford Forest Citys Terry Baxter
19	Kenosha Eagles David Lauer	Kenosha Eagles David Lauer
20	Wilmington Dodgers Peter Reoch	Hat.Pelicans/Man P-Barons J.Wheeler/Marc Shaw
21	Canton Moondogs Tom Kackley	Cuyahoga River Flames Marc Robinson
22	Blue Ridge Mountaineers Steve Brunner	Blue Ridge Mountaineers Steve Brunner
23	KC Pit Masters Marc Robinson	RicBraves/NBBOWls N.Milford/J.Measor
24	Thunder Bay Damage Rob Capizzano	Thunder Bay Damage Rob Capizzano

SPB Timeline

Notable Dates in SPB history

Aug 1992	Seasons Past Baseball Formed
28 Aug 1992	First newsletter published
10 Oct 1992	Inaugural Draft SPB-1 1954 results posted
Nov 1992	First SPB-1 (1954) games played
30 Jan 1994	SPB-2 (1944) Begins
Apr 1996	SPB-3 (1927) Begins
May 1997	SPB-5 (1970) Begins
Aug 1997	Website begins
Aug 1999	Ed Curran passes
Apr 2002	DMB Version 9 starts
Dec 2002	First divisional tie-breaker
Jan 2003	Tom Falduto passes
Mar 2003	SPB-5 (1987) Begins
Aug 2003	SPB-Now (2003) begins
Jan 2005	SPB-100 (1905) begins
Jun 2005	SPB-Classic (1961AL) begins
Apr 2006	Larry Schilling passes
May 2007	SPB-Classic ends association with SPB
July 2007	SPB-60 (1947) begins
May 2007	Jim Hekel Passes
3 May 2008	SPB-1 1971 Draft held in Cooperstown
Oct 2009	Tim Johnson passes
Jun 2013	SPB-100 end association with SPB
Jul 2013	SPB-X (1927) begins
Nov 2013	SPB-Now ends association with SPB
Mar 2014	SPB-5 ends association with SPB

All known Seasons Past Baseball Managers since inception

Alluzzi, Frank		Fiedner, Dennis		Osborne, Steve		Ungashick, John
Anderson, Jerry		Fischer, Michael		Papp, Frank		Vogt, Bill
Applegate, Rich		Flores, Gabriel		Parsons, Dave		Walsh, Chris
Ash, Kevin		Galbreath, Mike		Partington, Chuck	2009	Whalen, Jack
Bacon, Dan		Gibson, Bob		Pearson, Richard		Wheeler, Jim
Baldock, Adam		Grimm, Michael		Peterson, Ron		Williams, Chris
Ball, David		Grover, Greg		Plunkitt, Gary		Witten, Rod
Barkun, Stan		Hekel, Jim	2007	Pyzymierski, Dave		Wood, Jack
Baxter, Terry		Henning, Greg		Rahn, Don		Zaleski, Randy
Beck, Allan		Hollingsworth, Marc		Reeder, Jim		Zminda, Don
Bendik, Jim		Jansen, Jim		Reilly, Randall		
Bohlen, Steve		Johnson, Doug		Reoch, Peter		
Boling, Mike		Johnson, Tim	2009	Rioux, Pierre		ACTIVE MEMBERS
Borges, Mike		Kackley, Tom		Robinson, Marc		DECEASED
Bowen, Shane		Kaldis, George		Rodway, Kent		ORIGINAL SPB-1
Boyd, Jim		Kenyon, Paul		Romoga, Bob		BOLD-SPB-1 Mgr
Brenner, Don		Korol, Craig		Ross, Dave		
Brooks, Peter		Kroll, Geoff		Ross, Lou		
Brunner, Steve		Laburda, John		Ryan, Rick		
Buchanan, Terry		Langert, Andy		Saunders, John		
Buonacorsi, Bob		Lanke, Bill		Saxon, Scott		
Bupp, Ed		Lauer, Dave		Saxon, Scott		
Cada, Jerry		Lehman, Steve		Sayles, David		
Calicchia, Bob		Leuck, Michael		Schilling, Larry	2006	
Cannon, Mike		Linn, Bill		Schotthauer, Marc		
Capizzano, Rob		Lippincott, Jim		Schwarz, Mel		
Cascarano, Mike		Lucas, Pat		Schweitzer, Albert		
Casebier, Randy		Mahan, Nite		Scott, Jim		
Clark, Michael		Marcotte, Bill		Sears, John	2006	
Clark, Rick		Matayc, Mace		See, Mike		
Collins, Mike		McElaney, Hugh		Shaw, Marc		
Condon, Jim		Measor, John		Smith, Ken		
Curran, Ed	1999	Meyering, Paul		Smith, Kevin		
Cusack, John		Michal, Rick		Snell, Jeff		
Dailey, Jerry		Milford, Nick		Spielmann, Marty		
Defeo, Rich		Miller, Lynn		Stillwagon, Greg		
Dewan, John		Mink, Tom		Swearingen, Don		
Dezarlo, Joe		Mitchell, Wade		Taylor, Tom		
Durfee, Mike		Moore, John		Terry, Joe		
Easley, Vern		Mosner, Dave		Thomas, Jeff		
Edge, Mike		Murphy, Mike		Tom, Marshall		
Ehresman, Steve		Nicholson, Jeff		Toso, Brian		
Eury, Steve		Nolen, Greg		Toso, Dean		
Falduto, Tom	2003	Olsen, Larry		Trizinski, Mike		
Felt, Scott		Onstott, Vin		Turnbull, John		

IN MEMORIUM

In honor of those SPB managers whose passing we are aware of, and are no longer with us.



Tom Falduto
1947-2003



Larry Schilling
1940-2006




Jim Hekel
1961-2007



Tim Johnson
1956-2009

NOT PICTURED

John "Red" Sears
1936-2006



Chuck Partington
1939-2009

SPB website though the years....



- League History
- Constitution
- Officers/Schedule
- Managers
- Newsletter
- Hall of Champions
- Past Season Archives
- Info/How to Join
- Photo Gallery
- Voting Booth
- Message Board
- Auditorium
- Baseball Links
- This date in Baseball

Enter the nostalgia of the way baseball "used" to be played. Seasons Past Baseball is a collection of 4 different leagues playing seasons from 1931-1973.

Enter a player name:

Player Search

<p>SPB-1 1963</p> <p>STATUS: In-Session Playing May</p>	<p>SPB-2 1952</p> <p>STATUS: Off-Season Draft in November</p>
<p>SPB-3 1931</p> <p>STATUS: In Session Playing August</p>	<p>SPB-4 1973</p> <p>STATUS: Off-Season Phase 2 Draft</p>

Seasons Past Baseball Poll #7

What is the hardest baseball feat to accomplish?

- Unassisted triple play
- 4 HR's in a game
- Perfect game
- Triple crown
- Hit .400 in a season

Submit Vote

Current Results
powered by
POLL.COM

Website Last Updated:
17 Aug 2000 08:19 PM
Pacific Time



EMAIL
Webmaster
Commissioner

This Fantasy Baseball Webring site is owned by John Turabull

Want to join the Fantasy Baseball Webring?

[SkipPrev] [Prev] [Next] [SkipNext] [Random] [Next 5] [List Sites]

2000

Seasons Past Baseball-1 1964 Season

Current Champion (1963): Mike Cascarano's High Desert Mavericks

STATUS: Season Complete...playoffs coming soon

IN-SEASON	TRADES	DRAFT
1963 FINAL Standings	Current Trades	1963 First round
AL- Grays 99 63 .611 --	28 trades during 02-03 off season	1)CUB-P.Rose 12)RIF-T.John
Tigers 97 65 .599 2	Voyageurs - 6 trades	2)PEA-G.Peters 13)ZEE-T.Harper
NL- Mavericks 120 42 .741 --	Tigers, Cubs, Seniors - 5 trades	3)RAT-J.Morgan 14)VOY-V.Davillo
Rifles 115 47 .710 5	5 other teams with 4 trades	4)REE-J.Wynn 15)SAX-W.Horton

Batting Leaders	Trade Bait
AVG: Cepeda-Beach Boys .342	Trading season now OPEN
HR: Killebrew-Cubs 45	Send bait to me
RBI: Mays-Mavericks 145	Trade Archives
SB: Brock-Rats 57	Starting with 1961 #184

Pitching Leaders	RECENT NEWS	Phase 1 Draft results
ERA: Pizarro-Mavericks 1.95	Mavs win series!	Phase 2 Draft results
WINS: Pizarro-Mavericks 27-3	-See Playoffs for info	1963 Rookies
SVs: Baldschun-Mavericks 32	Check out extra stats below!	Rookies 1964-1969
SO's Koufax-Beach Boys 372	PLAYOFFS	Page Last Updated

Monthly Recaps	Deadlines	26 Jan 2001 08:29 PM
[Apr][May][Jun][Jul][Aug][Sep]	none at this time	Pacific Time
Power Rankings		
[Pre][Apr][May][Jun][Jul][Aug][Sep]		

[Schedule][Rosters][Archives][Boxscores][Constitution][Managers][Newsletter][Links][SPB2 1952][SPB3 1932][SPB4 1973]

Team Batting comparisons

2001



- League History
- Constitution
- Officers/Schedule/HFA
- Managers/Bios
- Newsletters
- DMB Message Board
- Past Season Archives
- Rookies/Expansion
- Photo Gallery
- Voting Booth
- Ballpark Images
- Auditorium
- What is my IP?
- SPB Webmail Portal
- Baseball Links
- Weather Report
- This date in Baseball
- InfoHow to Join

Enter the nostalgia of the way baseball "used" to be played. Seasons Past Baseball is a collection of 7 different leagues playing seasons from 1905-2004.

LEAGUE	YEAR	STATUS
SPB-1	1968	Off-Season Draft in May
SPB-2	1956	In-Session Playing May
SPB-3	1936	Off-Season Season starts Apr.1
SPB-4	1977	In-Session Playing August
SPB-5	1989	Off-Season Draft in April
SPB-NOW	2004	Off-Season Season starts Apr.1
SPB-100	1905	In-Session Playing May



Please Support!
Baseball-Reference.com

Enter a player name:

Player Search

Click banner for results



Website Last Updated:
05 Feb 2005 01:24 PM
Eastern Time

HEADLINES

- SPB-1 67 Rockford Forest Citys Champions
- SPB-1 1967 Voting Booth Open
- SPB-5 1987 Quigley O's Champ!
- SPB-2 Ray Moore No-Hitter #29!
- SPB-4 El-Tiante No-Hitter #30!

--Updated Rookie list!

EMAIL
Webmaster
Commissioner

Seasons Past Baseball No-Hitter count
No-Hitters: 30
Perfect Games: 3

2007



CURRENT CHAMP	NEWS	CALENDAR
Gary Plunkitt Frankfort Firebugs	December 22nd, 2006 1979 June stats posted DAYTON, OH. - The stats and power rankings for May 1979 are now posted. The Montezuma Revenge enjoys the largest divisional lead at 9 games, with the remaining divisions still up for grabs.	Jan 1 - June MP's due Jan 20 - June stats due
	July 29th, 2006 Manager Change FRANKFORT, IN. - It is my pleasure to announce that we have a new manager in place for the Oakland Oaks. He is Hugh McElaney from Massachusetts. Hugh has stepped right in to take over for former manager Jim Hekel. Hugh currently manages other SPB teams in SPB NOW and SPB 100. He will be reviewing the team and send me his protected roster very soon. In the meantime I am also holding through the weekend for P2 picks from a couple of managers who were on vacation, and are due back this weekend sometime. It was my fault for not remembering these guys were gone yesterday. But not to worry, the P2 files will be out no later than Monday morning though, so hold on just a bit longer. Hugh will be renaming the team to the Worcester Grays.	1979 June Power Rankings 1) Lightning (1) 2) Revenge (2) 3) Ramblers (4) 4) Barons (5) 5) Hired Guns (8) 6) Maggies (10) 7) Grays (3) 8) Mud Hens (10) 9) Cornets (9) 10) Snow Bears (7) 11) Rough Riders (7) 12) Lemmings (10) 13) Volcanoes (14) 14) Ravans (17) 15) Seniors (13) 16) Firebugs (22) 16) 50's (16) 18) Planners (18) 19) Storm (20) 20) Gnomes (19) 21) Ghosts (14) 22) Zoo Crew (21) 23) Revolvers (24) 24) Canaries (23)
	July 26th, 2006 Ballpark Change FRANKFORT, IN. - The Lafayette Snow Bears are pulling up stakes in the Astrodome and abandoning the premises for the lovely waterfall in Royals Stadium in K.C. So now the available ballparks are the Astrodome (Hou), and Olympic Stadium (Mon). Notify me if you want one of these two parks as your home.	1979 1st RD draft Results 1) Canaries R.J. Henderson 2) Snow Bears D. Sieb 3) Rough Riders P. Guerrero 4) Gnomes J. Tudor 5) Snow Bears K. Gibson 6) Hired Guns K. Reardon 7) Storm D. Quisenberry 8) Seniors R. Sutcliffe 9) Lemmings D. Darwin 10) Revenge R. Davis 11) Volcanoes M. Scott 12) Zoo Crew M. Morgan 13) Mudhens J. Orsica 14) 50's D. Peley 15) Grays D. Rightst 16) Mustangs P. Pappas
STATISTICS	July 26th, 2006 Call for protected rosters FRANKFORT, IN. - Now that I have released the 1979 database, it is time to call for protected rosters for your team. Remember, once your protected rosters are submitted, only players on your protected roster can be traded until after the drafts are completed. We are only a week and a half away from draft day, so please submit your protected rosters within the next 3 days. This means the deadline for your	
MONTHLY RECAPS		
April 1979		
May 1979		
June 1979		
July 1979		
August 1979		
September 1979		

2009



Gallon of Gas: \$1.05



Median Household Income (current dollars): \$30,636



Cost of a first-class stamp: \$0.29



World Series: Toronto Blue Jays defeats Atlanta Braves (4-2)



Hurricane Andrew hits South Florida



Clinton defeats George Bush for Presidency



Mall of America is constructed




Windows 3.1 Released



AT&T releases video telephone for \$1,499.00



Compact discs surpass cassette tapes as the preferred Medium for recorded music.



**GARY
PLUNKITT**

CENTER FIELD
TIGERS




**MIKE
SEE**

FIRST BASE
THUNDER



**DON
RAHN**

LEFT FIELD
NATIONALS



**RICK
RYAN**

SECOND BASE
CUBS




**JOHN
TURNBULL**

THIRD BASE
TRIANGLES



**TERRY
BAXTER**

CATCHER
FOREST CITIES




**RICH
APPLEGATE**

SECOND BASE
TOURISTS



**STEVE
BRUNNER**

SHORTSTOP
BLUE RIDGE



**JOE
DEZARLO**

LEFT FIELD
RATS




**CHRIS
WILLIAMS**

PITCHER
SPIDERS



**STAN
BARKUN**

PITCHER
LYNX




**JOHN
UNGASHICK**

PITCHER
BLACK SOX




**NATIONAL
BASEBALL
HALL OF FAME**




**MARC
HOLLINGSWORTH**

CENTER FIELD
VOLCANOES



**DAVE
LAUER**

CATCHER
EAGLES



**STEVE
EHRESMAN**

SHORTSTOP
CATFISH



**JOHN
MEASOR**

THIRD BASE
BARKING OWLS



**MIKE
BOLING**

FIRST BASE
PHILLIES




**MARC
ROBINSON**

RIGHT FIELD
FLAMES




**JOHN
MOORE**

LEFT FIELD
HIGHLANDERS




**ROB
CAPPIZANO**

LEFT FIELD
DAMAGE



**MARC
SHAW**

CENTER FIELD
PINE BARONS



**RON
PETERSON**

SHORTSTOP
PEPPERS



**STEVE
LEHMAN**

CENTER FIELD
HOOSIERS



**MACE
MATAYC**

PITCHER
CONQUISTADORS